


# URBATEK






BY APPOINTMENT TO  
HRH THE PRINCE OF WALES  
MANUFACTURER AND  
DISTRIBUTOR OF  
CERAMIC TILES AND  
BUILDING PRODUCTS  
PORCELANOSA GROUP LIMITED

PORCELANOSA Grupo

# ECOLOGÍA



## COMPROMISO CON EL DESARROLLO SOSTENIBLE

Ceranco asume el compromiso global de mantener una política energética sólida y respetuosa con el medio ambiente. La implantación del SGM (Sistema de Gestión Medioambiental), en cumplimiento con la normativa ISO 14001, son prueba del esfuerzo de la empresa por conseguir un conjunto de acciones empresariales limpias y respetuosas con el planeta. Con el fin de prevenir y reducir los impactos medioambientales y realizar una óptima gestión de los residuos generados, se dispone de un amplio departamento de calidad y medio ambiente cuyos expertos evalúan periódicamente el impacto medioambiental de nuestra actividad. Además, al menos una vez al año nos sometemos a auditorías externas que evalúan nuestra actuación y avalan nuestro compromiso con el desarrollo sostenible.

## COMMITTED TO SUSTAINABLE DEVELOPMENT

Ceranco has taken on a global commitment to ensuring a solid, environmentally-friendly energy policy. Proof of the company's efforts to ensure clean, eco-friendly business activities are the implementation of an Environmental Management System in compliance with the ISO 14001 standard. In order to reduce and prevent environmental impacts and guarantee an optimum waste management system, Ceranco has a sizable Quality Control & Environmental Department whose experts regularly assess the environmental impacts of the firm's activities. In addition, at least once a year external audits are conducted to evaluate the firm's actions and guarantee its commitment to sustainable development.

## VERPFLICHTUNG ZUR NACHHALTIGEN ENTWICKLUNG

Ceranco verpflichtet sich generell zu einer soliden und umweltfreundlichen Energiepolitik. Die Einführung des Umweltmanagementsystems gemäß ISO 14001 sind ein Beweis für die Anstrengungen der Firma, ein sauberes und umweltfreundliches unternehmerisches Aktionspaket durchzusetzen. Unsere große Qualitäts- und Umweltausstattung verfügt über Fachleute, die regelmäßig die Einwirkungen unserer Tätigkeit auf die Umwelt prüfen. Damit soll gegen Umwelteinflüsse vorgebeugt bzw. diese reduziert und ein optimales Management der erzeugten Abfallstoffe gewährleistet werden. Außerdem lassen wir mindestens einmal im Jahr externe Prüfungen durchführen, die unsere Tätigkeit auswertet und unsere Verpflichtung zu einer nachhaltigen Entwicklung bestätigt.

## ENGAGEMENT POUR LE DÉVELOPPEMENT DURABLE

Ceranco assume l'engagement global de mettre en œuvre une politique énergétique solide et respectueuse de l'environnement. L'implantation d'un Système de Gestion Environnementale (SGE) conforme à la norme ISO 14001, démontrent les efforts que la société engage pour mettre en place un ensemble d'actions industrielles propres et visant à la protection de la planète. Afin de prévenir et de réduire les impacts environnementaux et de garantir une gestion optimale des déchets produits, elle dispose d'un grand département qualité et environnement dont les experts évaluent régulièrement l'impact environnemental de son activité. La société se soumet par ailleurs au moins une fois par an à des audits externes qui jugent son comportement et confirment son engagement pour le développement durable.

## IMPEGNO PER LO SVILUPPO SOSTENIBILE

Ceranco ha assunto l'impegno globale di portare avanti una politica energetica solida e rispettosa nei confronti dell'ambiente. L'instaurazione del sistema di gestione ambientale, in adempimento della normativa ISO 14001, dimostrano l'impegno dell'azienda per intraprendere un insieme di azioni imprenditoriali volte alla tutela del pianeta. Per prevenire e ridurre gli impatti sull'ambiente e realizzare una gestione ottimale dei rifiuti generati, contiamo su un'apposita divisione che si occupa della qualità e dell'ambiente, i cui esperti valutano periodicamente l'impatto ambientale della nostra attività. Inoltre, almeno una volta all'anno ci sottoponiamo a verifiche esterne che valutano il nostro operato e garantiscono il nostro impegno per lo sviluppo sostenibile.

## ПРИВЕРЖЕННОСТИ УСТОЙЧИВОМУ РАЗВИТИЮ

Ceranco присоединяется к всеобщим обязательствам по проведению цельной энергетической политики, способствующей охране окружающей среды. Системы управления качеством в рамках выполнения нормы ISO 14001 являются свидетельствами усилий нашей фирмы, направленных на то, чтобы ее предпринимательская деятельность была экологически чистой и проходила в рамках бережного отношения к планете. С целью предупреждения и сокращения вредного воздействия нашей деятельности на окружающую среду, а также оптимального управления порождаемыми отходами, у нас создан обширный отдел качества и окружающей среды, специалисты которого периодически проводят оценку этого воздействия. Кроме того, по крайней мере один раз в год фирма подвергается внешней аудиторской проверке, в ходе которой оценивается наша деятельность и подтверждаются обязательства в области устойчивого развития.



# SERVICIO



## LA ÚLTIMA TECNOLOGÍA DISPONIBLE A SU SERVICIO

Porcelanosa Grupo le ofrece el mejor servicio para completar sus proyectos de manera fácil y rápida. Con el objetivo de satisfacer todas sus necesidades constructivas con el mejor diseño y la máxima calidad, Porcelanosa Grupo le ofrece toda una gama de productos para vestir con gran diseño multitud de proyectos, desde viviendas unifamiliares, franquicias, espacios públicos.. Una infinidad de lugares donde acercarle el diseño con la máxima garantía de calidad. Actualmente Porcelanosa Grupo cuenta con 410 tiendas en 72 países, un equipo de 5.000 personas, 900.000 metros cuadrados de instalaciones y una facturación anual de más de 1.150 millones de euros. Trabaja comprometida con el desarrollo sostenible, apuesta por una expansión internacional constante y garantiza la satisfacción de todos y cada uno de nuestro clientes.

## THE LATEST TECHNOLOGY AT YOUR SERVICE

Porcelanosa Grupo offers unbeatable service to help you bring projects to fruition swiftly and easily. To provide all the building solutions you might need in top-quality style with designs second to none, Porcelanosa Grupo offers an extensive range of products to bring stylish design to a multitude of different projects, from single-family homes to franchise outlets and public spaces. Bringing design appeal and full quality guarantees to endless different settings. Porcelanosa Grupo currently has 410 showrooms in 72 countries, a workforce of 5,000 people, premises covering a surface area of 900,000 square metres and a yearly turnover of over 1,150 million euros. The group is committed to sustainable development, basing its strategy on ongoing international expansion and the satisfaction of each and every one of its clients.

## AKTUELLESTE TECHNOLOGIE ZU IHRER VERFÜGUNG

Porcelanosa Grupo bietet Ihnen den besten Service, damit sie Ihre Projekte einfach und schnell abschließen können. Um Ihnen alles Nötige mit bestem Design und erstklassiger Qualität für Ihre Bauprojekte zu bieten, können Sie bei Porcelanosa Grupo ein umfangreiches Produktsortiment mit hervorragendem Design zur Verkleidung von vielen verschiedenen Projekten wie z. B. Einfamilienhäusern, Franchise-Geschäfte oder öffentliche Bereiche finden. Unzählige viele Anwendungsmöglichkeiten für die Sie Design mit maximaler Qualitätsgarantie nutzen können. Zurzeit verfügt Porcelanosa Grupo über 410 Läden in 72 Ländern, ein Team von 5.000 Mitarbeitern, 900.000 Quadratmeter große Einrichtungen und einen Jahresumsatz von über 1,15 Milliarden Euro. Die Gruppe engagiert sich für eine nachhaltige Entwicklung, setzt auf eine weltweite und konstante Expansion und gewährleistet die Zufriedenheit aller ihrer Kunden.

## LA TOUTE DERNIÈRE TECHNOLOGIE DISPONIBLE À VOSTRE SERVICE

Porcelanosa Grupo vous propose le meilleur service pour vous permettre de parfaire vos projets facilement et rapidement. Dans un souci de satisfaire tous vos besoins en matière de construction avec le meilleur design et la plus grande qualité, Porcelanosa Grupo vous propose une large gamme de produits capables d'habiller avec style une infinité de projets, des logements particuliers aux franchises et aux espaces publics. Une diversité infinie d'endroits où le design est possible avec les plus grandes garanties de qualité. Porcelanosa Grupo dispose actuellement de 410 points de vente dans 72 pays, d'un effectif composé de 5.000 personnes, de 900.000 mètres carrés d'installations, et réalise un chiffre d'affaires annuel de plus de 1,15 milliards d'euros. Le groupe assume un engagement pour le développement durable, mise sur une expansion internationale constante et garantit la satisfaction de chacun de ses clients. C'est pour ces raisons que Porcelanosa Grupo est bien plus qu'une simple marque. Urbatek devient ainsi un nouveau standard de qualité au sein du Groupe producteur de céramique le plus important du monde. Une céramique de haute qualité et un service incomparable.

## LA TECNOLOGIA PIÙ AVANZATA AL VOSTRO SERVIZIO

Porcelanosa Grupo offre il servizio migliore per completare i vostri progetti facilmente e velocemente. Per soddisfare tutte le esigenze costruttive con il design migliore e la massima qualità, Porcelanosa Grupo offre una gamma completa di prodotti per rivestire con stile progetti di ogni tipo: dalle abitazioni unifamiliari, ai franchising, agli spazi pubblici... Un'infinità di siti in cui il design può essere abbinato alla massima garanzia di qualità. Attualmente il Gruppo PORCELANOSA dispone di 410 showroom in 72 Paesi, uno staff di 5.000 persone, 900.000 metri quadrati di strutture e un fatturato annuo di oltre 1,15 miliardi di euro. Lavora impegnandosi nei confronti dello sviluppo sostenibile, puntando sulla costante espansione internazionale e garantendo la soddisfazione di tutti i clienti.

## НОВЕЙШАЯ ТЕХНОЛОГИЯ К ВАШИМ УСЛУГАМ

Porcelanosa Grupo предлагает вам наилучшее обслуживание для того, чтобы вы могли осуществлять свои проекты легко и быстро. С целью удовлетворить все ваши потребности в сфере строительных материалов, предоставив при этом лучший дизайн и наивысшее качество, Porcelanosa Grupo предлагает вам целый спектр продукции, способной обеспечить превосходные дизайнерские разработки для множества проектов, включая односемейное жилье, франшизные заведения, общественные места и т. д. Бесчисленное количество различных пространств, в которые вы сможете привнести наш дизайн с максимальной гарантией качества. В настоящее время в активе Porcelanosa Grupo – 410 магазинов-салонов в 72 странах, коллектив из 5000 человек, 900.000 квадратных метров помещений и годовой объем продаж более, чем 1150 миллионов евро. Группа компаний работает, принимая на себя обязательства в сфере устойчивого развития, делая ставку на постоянное расширение на международном уровне и гарантируя удовлетворение всех наших клиентов и каждого в отдельности.

# SERIES URBATEK 2013



## SERIES URBATEK

Porcelanosa Grupo apuesta hoy, más que nunca, por las series cerámicas Urbatek. Colecciones que combinan de manera perfecta, el mejor diseño con unas características mecánicas inmejorables. La durabilidad y resistencia necesaria para satisfacer a nuestros clientes y cumplir con las expectativas de sus proyectos más exigentes. Hoy comprobará una nueva manera de entender la cerámica, hoy Urbatek le abre sus puertas. Bienvenido.

## THE URBATEK SERIES

Now, more than ever before, Porcelanosa Grupo is championing its Urbatek tile series. With their perfect blend of design appeal and unbeatable mechanical performance, they offer all the necessary durability and resistance to meet our clients' needs, fulfilling the requirements of even the most demanding of projects. Discover a new approach to ceramic tiles. Welcome to Urbatek.

## SERIEN URBATEK

Porcelanosa Grupo setzt mehr denn je auf die Keramikfliesenserien Urbatek. Diese Kollektionen passen hervorragend zusammen, haben ein ausgezeichnetes Design und unübertreffliche mechanische Eigenschaften: Die lange Lebensdauer und hohe Widerstandsfähigkeit, die notwendig sind, um unsere Kunden zufrieden zu stellen und die Anforderungen an anspruchsvollste Projekte zu erfüllen. Heute werden Sie eine neue Bedeutung des Begriffes Keramikfliesen entdecken, heute können sie Urbatek kennenlernen. Herzlich Willkommen.

## SÉRIES URBATEK

Aujourd'hui plus que jamais, Porcelanosa Grupo mise sur les séries céramiques Urbatek. Des collections qui combinent à la perfection le meilleur design et des caractéristiques mécaniques incomparables. La durabilité et la résistance nécessaires pour satisfaire nos clients et répondre à leurs attentes dans leurs projets les plus exigeants. Vous découvrirez aujourd'hui une nouvelle manière de comprendre la céramique, aujourd'hui Urbatek vous ouvre ses portes. Bienvenue.

## SERIE URBATEK

Porcelanosa Grupo, oggi più che mai, punta sulle serie in ceramica Urbatek. Collezioni in cui il design migliore è perfettamente abbinato alle caratteristiche meccaniche insuperabili. La durevolezza e la resistenza necessaria per soddisfare i nostri clienti ed essere sempre all'altezza delle aspettative dei loro progetti più esigenti. Oggi potrete scoprire un modo nuovo d'intendere la ceramica perché oggi Urbatek apre per voi i suoi battenti. Benvenuti.

## СЕРИИ URBATEK

Сегодня Porcelanosa Grupo больше, чем когда бы то ни было, делает ставку на керамические серии Urbatek. В этих коллекциях дизайн идеально сочетается с превосходными механическими характеристиками. Включенные в них изделия обладают долговечностью и прочностью, необходимыми для удовлетворения наших клиентов и соответствия самым взыскательным требованиям, предъявляемым тем или иным проектом. Сегодня вам предстоит открыть для себя новый способ понимания керамики, сегодня Urbatek открывает перед вами свои двери. Добро пожаловать!



Pure White Polished 120x60 cm.

---




PURE COLLECTION  
PURE LINE COLLECTION  
PURE SPECIAL PIECES

---

**PURE**



Pure Beige Polished 60x60 cm.  
Pure Brown Nature 120x60 cm.




**PURE**



**PURE BLACK**

Formato (cm.) Format (inches)	Espesor (mm.) Thickness (inches)	Acabado Finish	Código KEA KEA Code	Código SAP SAP Code
120x60 / 47 <sup>2</sup> / <sub>8</sub> "x23 <sup>5</sup> / <sub>8</sub> "	10 / 6/16"	Polished	C221000171	100109366 G491
120x30 / 47 <sup>2</sup> / <sub>8</sub> "x11 <sup>6</sup> / <sub>8</sub> "	10 / 6/16"	Polished	C221400071	100111040 G475
120X15 / 47 <sup>2</sup> / <sub>8</sub> "x6"	10 / 6/16"	Polished	C222700081	100111017 G492
120X10 / 47 <sup>2</sup> / <sub>8</sub> "x4"	10 / 6/16"	Polished	C222500041	100111032 G493
60x60 / 23 <sup>5</sup> / <sub>8</sub> "x23 <sup>5</sup> / <sub>8</sub> "	10 / 6/16"	Polished	C225953281	100109377 G489
60x30 / 23 <sup>5</sup> / <sub>8</sub> "x11 <sup>6</sup> / <sub>8</sub> "	10 / 6/16"	Polished	C222996241	100109400 G481
120x60 / 47 <sup>2</sup> / <sub>8</sub> "x23 <sup>5</sup> / <sub>8</sub> "	10,4 / 7/16"	Nature	C221000091	100109349 G468
120x30 / 47 <sup>2</sup> / <sub>8</sub> "x11 <sup>6</sup> / <sub>8</sub> "	10,4 / 7/16"	Nature	C221400111	100111039 G489
120X15 / 47 <sup>2</sup> / <sub>8</sub> "x6"	10,4 / 7/16"	Nature	C222700011	100111016 G491
120X10 / 47 <sup>2</sup> / <sub>8</sub> "x4"	10,4 / 7/16"	Nature	C222500061	100111031 G475
60x60 / 23 <sup>5</sup> / <sub>8</sub> "x23 <sup>5</sup> / <sub>8</sub> "	10,4 / 7/16"	Nature	C225953301	100109375 G481
60x30 / 23 <sup>5</sup> / <sub>8</sub> "x11 <sup>6</sup> / <sub>8</sub> "	10,4 / 7/16"	Nature	C222996281	100109398 G477



Polished

Nature R10A

**PURE WHITE**

Formato (cm.) Format (inches)	Espesor (mm.) Thickness (inches)	Acabado Finish	Código KEA KEA Code	Código SAP SAP Code
120x60 / 47 <sup>2</sup> / <sub>8</sub> "x23 <sup>5</sup> / <sub>8</sub> "	10 / 6/16"	Polished	C221000161	100109352 G491
120x30 / 47 <sup>2</sup> / <sub>8</sub> "x11 <sup>6</sup> / <sub>8</sub> "	10 / 6/16"	Polished	C221400141	100111044 G475
120X15 / 47 <sup>2</sup> / <sub>8</sub> "x6"	10 / 6/16"	Polished	C222700061	100111023 G492
120X10 / 47 <sup>2</sup> / <sub>8</sub> "x4"	10 / 6/16"	Polished	C222500071	100111034 G493
60x60 / 23 <sup>5</sup> / <sub>8</sub> "x23 <sup>5</sup> / <sub>8</sub> "	10 / 6/16"	Polished	C225953291	100109381 G489
60x30 / 23 <sup>5</sup> / <sub>8</sub> "x11 <sup>6</sup> / <sub>8</sub> "	10 / 6/16"	Polished	C222996231	100109408 G481
120x60 / 47 <sup>2</sup> / <sub>8</sub> "x23 <sup>5</sup> / <sub>8</sub> "	10,4 / 7/16"	Nature	C221000141	100109351 G468
120x30 / 47 <sup>2</sup> / <sub>8</sub> "x11 <sup>6</sup> / <sub>8</sub> "	10,4 / 7/16"	Nature	C221400081	100111043 G489
120X15 / 47 <sup>2</sup> / <sub>8</sub> "x6"	10,4 / 7/16"	Nature	C222700031	100111022 G491
120X10 / 47 <sup>2</sup> / <sub>8</sub> "x4"	10,4 / 7/16"	Nature	C222500081	100111021 G475
60x60 / 23 <sup>5</sup> / <sub>8</sub> "x23 <sup>5</sup> / <sub>8</sub> "	10,4 / 7/16"	Nature	C225953271	100109380 G481
60x30 / 23 <sup>5</sup> / <sub>8</sub> "x11 <sup>6</sup> / <sub>8</sub> "	10,4 / 7/16"	Nature	C222996261	100109406 G477




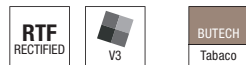
Polished

Nature R10A



**PURE BROWN**

Formato (cm.) Format (inches)	Espesor (mm.) Thickness (inches)	Acabado Finish	Código KEA KEA Code	Código SAP SAP Code
120x60 / 47 <sup>2</sup> / <sub>8</sub> "x23 <sup>5</sup> / <sub>8</sub> "	10 / 6/16"	Polished	C221000101	100109361 G491
120x30 / 47 <sup>2</sup> / <sub>8</sub> "x11 <sup>6</sup> / <sub>8</sub> "	10 / 6/16"	Polished	C221400131	100111042 G475
120X15 / 47 <sup>2</sup> / <sub>8</sub> "x6"	10 / 6/16"	Polished	C222700091	100111020 G492
120X10 / 47 <sup>2</sup> / <sub>8</sub> "x4"	10 / 6/16"	Polished	C222500051	100111033 G493
60x60 / 23 <sup>5</sup> / <sub>8</sub> "x23 <sup>5</sup> / <sub>8</sub> "	10 / 6/16"	Polished	C225953321	100109379 G489
60x30 / 23 <sup>5</sup> / <sub>8</sub> "x11 <sup>6</sup> / <sub>8</sub> "	10 / 6/16"	Polished	C222996321	100109404 G481
120x60 / 47 <sup>2</sup> / <sub>8</sub> "x23 <sup>5</sup> / <sub>8</sub> "	10,4 / 7/16"	Nature	C221000081	100109350 G468
120x30 / 47 <sup>2</sup> / <sub>8</sub> "x11 <sup>6</sup> / <sub>8</sub> "	10,4 / 7/16"	Nature	C221400121	100111041 G489
120X15 / 47 <sup>2</sup> / <sub>8</sub> "x6"	10,4 / 7/16"	Nature	C222700001	100111019 G491
120X10 / 47 <sup>2</sup> / <sub>8</sub> "x4"	10,4 / 7/16"	Nature	C222500091	100111018 G475
60x60 / 23 <sup>5</sup> / <sub>8</sub> "x23 <sup>5</sup> / <sub>8</sub> "	10,4 / 7/16"	Nature	C225953251	100109378 G481
60x30 / 23 <sup>5</sup> / <sub>8</sub> "x11 <sup>6</sup> / <sub>8</sub> "	10,4 / 7/16"	Nature	C222996301	100109402 G477




Polished

Nature R10A

**PURE BEIGE**

Formato (cm.) Format (inches)	Espesor (mm.) Thickness (inches)	Acabado Finish	Código KEA KEA Code	Código SAP SAP Code
120x60 / 47 <sup>2</sup> / <sub>8</sub> "x23 <sup>5</sup> / <sub>8</sub> "	10 / 6/16"	Polished	C221000151	100109358 G491
120x30 / 47 <sup>2</sup> / <sub>8</sub> "x11 <sup>6</sup> / <sub>8</sub> "	10 / 6/16"	Polished	C221400101	100111038 G475
120X15 / 47 <sup>2</sup> / <sub>8</sub> "x6"	10 / 6/16"	Polished	C222700051	100111015 G492
120X10 / 47 <sup>2</sup> / <sub>8</sub> "x4"	10 / 6/16"	Polished	C222500011	100111030 G493
60x60 / 23 <sup>5</sup> / <sub>8</sub> "x23 <sup>5</sup> / <sub>8</sub> "	10 / 6/16"	Polished	C225953311	100109374 G489
60x30 / 23 <sup>5</sup> / <sub>8</sub> "x11 <sup>6</sup> / <sub>8</sub> "	10 / 6/16"	Polished	C222996251	100109396 G481
120x60 / 47 <sup>2</sup> / <sub>8</sub> "x23 <sup>5</sup> / <sub>8</sub> "	10,4 / 7/16"	Nature	C221000121	100109348 G468
120x30 / 47 <sup>2</sup> / <sub>8</sub> "x11 <sup>6</sup> / <sub>8</sub> "	10,4 / 7/16"	Nature	C221400091	100111037 G489
120X15 / 47 <sup>2</sup> / <sub>8</sub> "x6"	10,4 / 7/16"	Nature	C222700021	100111014 G491
120X10 / 47 <sup>2</sup> / <sub>8</sub> "x4"	10,4 / 7/16"	Nature	C222500021	100111029 G475
60x60 / 23 <sup>5</sup> / <sub>8</sub> "x23 <sup>5</sup> / <sub>8</sub> "	10,4 / 7/16"	Nature	C225953261	100109373 G481
60x30 / 23 <sup>5</sup> / <sub>8</sub> "x11 <sup>6</sup> / <sub>8</sub> "	10,4 / 7/16"	Nature	C222996311	100109394 G477



Polished

Nature R10A

Line Pure White Polished 120x19,2 cm.  
Pure White Nature 120x60 cm.

---



## LINE PURE



**LINE PURE BLACK**

Formato (cm.)	Espesor (mm.)	Acabado	Código KEA	Código SAP
Format (inches)	Thickness (inches)	Finish	KEA Code	SAP Code
120x19,2 / 47 <sup>2</sup> / <sub>8</sub> "x9 <sup>4</sup> / <sub>8</sub> "	10 / 6/16" + sup.	Mix Pol-Nat	C222600031	100110957 G429



Mix Polished / Nature

**LINE PURE WHITE**

Formato (cm.)	Espesor (mm.)	Acabado	Código KEA	Código SAP
Format (inches)	Thickness (inches)	Finish	KEA Code	SAP Code
120x19,2 / 47 <sup>2</sup> / <sub>8</sub> "x9 <sup>4</sup> / <sub>8</sub> "	10 / 6/16" + sup.	Mix Pol-Nat	C222600021	100110958 G429



Mix Polished / Nature

**LINE PURE BROWN**

Formato (cm.)	Espesor (mm.)	Acabado	Código KEA	Código SAP
Format (inches)	Thickness (inches)	Finish	KEA Code	SAP Code
120x19,2 / 47 <sup>2</sup> / <sub>8</sub> "x9 <sup>4</sup> / <sub>8</sub> "	10 / 6/16" + sup.	Mix Pol-Nat	C222600011	100110953 G429



Mix Polished / Nature

**LINE PURE BEIGE**

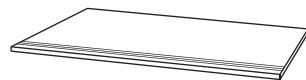
Formato (cm.)	Espesor (mm.)	Acabado	Código KEA	Código SAP
Format (inches)	Thickness (inches)	Finish	KEA Code	SAP Code
120x19,2 / 47 <sup>2</sup> / <sub>8</sub> "x9 <sup>4</sup> / <sub>8</sub> "	10 / 6/16" + sup.	Mix Pol-Nat	C222600071	100110956 G429



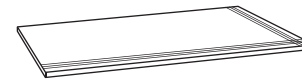
Mix Polished / Nature


**PURE / Zócalo / Skirting Board**

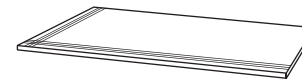
PURE	Black	Zócalo	120x9 cm.	47 2/8" x 3 4/8"	Polished	C271900111	100114623	G413
PURE	Black	Zócalo	120x9 cm.	47 2/8" x 3 4/8"	Nature	C271900121	100114625	G413
PURE	White	Zócalo	120x9 cm.	47 2/8" x 3 4/8"	Polished	C271900091	100114631	G413
PURE	White	Zócalo	120x9 cm.	47 2/8" x 3 4/8"	Nature	C271900071	100114633	G413
PURE	Brown	Zócalo	120x9 cm.	47 2/8" x 3 4/8"	Polished	C271900101	100114627	G413
PURE	Brown	Zócalo	120x9 cm.	47 2/8" x 3 4/8"	Nature	C271900061	100114629	G413
PURE	Beige	Zócalo	120x9 cm.	47 2/8" x 3 4/8"	Polished	C271900131	100114619	G413
PURE	Beige	Zócalo	120x9 cm.	47 2/8" x 3 4/8"	Nature	C271900081	100114621	G413
PURE	Black	Zócalo	60x9 cm.	23 5/8" x 3 4/8"	Polished	C229012081	100114624	G408
PURE	Black	Zócalo	60x9 cm.	23 5/8" x 3 4/8"	Nature	C229012131	100114626	G408
PURE	White	Zócalo	60x9 cm.	23 5/8" x 3 4/8"	Polished	C229012121	100114632	G408
PURE	White	Zócalo	60x9 cm.	23 5/8" x 3 4/8"	Nature	C229012111	100114634	G408
PURE	Brown	Zócalo	60x9 cm.	23 5/8" x 3 4/8"	Polished	C229012141	100114628	G408
PURE	Brown	Zócalo	60x9 cm.	23 5/8" x 3 4/8"	Nature	C229012101	100114630	G408
PURE	Beige	Zócalo	60x9 cm.	23 5/8" x 3 4/8"	Polished	C229012151	100114620	G408
PURE	Beige	Zócalo	60x9 cm.	23 5/8" x 3 4/8"	Nature	C229012091	100114622	G408


**PURE / Huella / Step Tile**

PURE	Black	Huella	120x30 cm.	47 2/8" x 11 6/8"	Polished	C221400511	100114499	G426
PURE	Black	Huella	120x30 cm.	47 2/8" x 11 6/8"	Nature	C221400571	100114500	G426
PURE	White	Huella	120x30 cm.	47 2/8" x 11 6/8"	Polished	C221400371	100114503	G426
PURE	White	Huella	120x30 cm.	47 2/8" x 11 6/8"	Nature	C221400461	100114504	G426
PURE	Brown	Huella	120x30 cm.	47 2/8" x 11 6/8"	Polished	C221400401	100114501	G426
PURE	Brown	Huella	120x30 cm.	47 2/8" x 11 6/8"	Nature	C221400411	100114502	G426
PURE	Beige	Huella	120x30 cm.	47 2/8" x 11 6/8"	Polished	C221400381	100114497	G426
PURE	Beige	Huella	120x30 cm.	47 2/8" x 11 6/8"	Nature	C221400391	100114498	G426
PURE	Black	Huella	60x30 cm.	23 5/8" x 11 6/8"	Polished	C228223691	100114533	G438
PURE	Black	Huella	60x30 cm.	23 5/8" x 11 6/8"	Nature	C228223471	100114534	G438
PURE	White	Huella	60x30 cm.	23 5/8" x 11 6/8"	Polished	C228223451	100114537	G438
PURE	White	Huella	60x30 cm.	23 5/8" x 11 6/8"	Nature	C228223491	100114538	G438
PURE	Brown	Huella	60x30 cm.	23 5/8" x 11 6/8"	Polished	C228223501	100114535	G438
PURE	Brown	Huella	60x30 cm.	23 5/8" x 11 6/8"	Nature	C228223441	100114536	G438
PURE	Beige	Huella	60x30 cm.	23 5/8" x 11 6/8"	Polished	C228223521	100114531	G438
PURE	Beige	Huella	60x30 cm.	23 5/8" x 11 6/8"	Nature	C228223541	100114532	G438

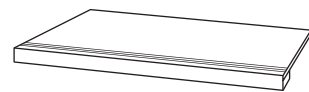

**PURE / Huella Esquina Derecha / Step Tile Right Corner**

PURE	Black	Huella Esq. Der.	120x30 cm.	47 2/8" x 11 6/8"	Polished	C221400531	100114507	G427
PURE	Black	Huella Esq. Der.	120x30 cm.	47 2/8" x 11 6/8"	Nature	C221400471	100114508	G427
PURE	White	Huella Esq. Der.	120x30 cm.	47 2/8" x 11 6/8"	Polished	C221400561	100114511	G427
PURE	White	Huella Esq. Der.	120x30 cm.	47 2/8" x 11 6/8"	Nature	C221400591	100114512	G427
PURE	Brown	Huella Esq. Der.	120x30 cm.	47 2/8" x 11 6/8"	Polished	C221400541	100114509	G427
PURE	Brown	Huella Esq. Der.	120x30 cm.	47 2/8" x 11 6/8"	Nature	C221400481	100114510	G427
PURE	Beige	Huella Esq. Der.	120x30 cm.	47 2/8" x 11 6/8"	Polished	C221400441	100114505	G427
PURE	Beige	Huella Esq. Der.	120x30 cm.	47 2/8" x 11 6/8"	Nature	C221400451	100114506	G427
PURE	Black	Huella Esq. Der.	60x30 cm.	23 5/8" x 11 6/8"	Polished	C228223571	100114541	G418
PURE	Black	Huella Esq. Der.	60x30 cm.	23 5/8" x 11 6/8"	Nature	C228223481	100114542	G418
PURE	White	Huella Esq. Der.	60x30 cm.	23 5/8" x 11 6/8"	Polished	C228223741	100114545	G418
PURE	White	Huella Esq. Der.	60x30 cm.	23 5/8" x 11 6/8"	Nature	C228223601	100114546	G418
PURE	Brown	Huella Esq. Der.	60x30 cm.	23 5/8" x 11 6/8"	Polished	C228223701	100114543	G418
PURE	Brown	Huella Esq. Der.	60x30 cm.	23 5/8" x 11 6/8"	Nature	C228223631	100114544	G418
PURE	Beige	Huella Esq. Der.	60x30 cm.	23 5/8" x 11 6/8"	Polished	C228223531	100114539	G418
PURE	Beige	Huella Esq. Der.	60x30 cm.	23 5/8" x 11 6/8"	Nature	C228223561	100114540	G418

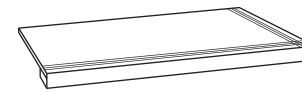

**PURE / Huella Esquina Izquierda / Step Tile Left Corner**

PURE	Black	Huella Esq. Izq.	120x30 cm.	47 2/8" x 11 6/8"	Polished	C221400581	100114515	G427
PURE	Black	Huella Esq. Izq.	120x30 cm.	47 2/8" x 11 6/8"	Nature	C221400601	100114516	G427
PURE	White	Huella Esq. Izq.	120x30 cm.	47 2/8" x 11 6/8"	Polished	C221400421	100114519	G427
PURE	White	Huella Esq. Izq.	120x30 cm.	47 2/8" x 11 6/8"	Nature	C221400521	100114520	G427
PURE	Brown	Huella Esq. Izq.	120x30 cm.	47 2/8" x 11 6/8"	Polished	C221400431	100114517	G427
PURE	Brown	Huella Esq. Izq.	120x30 cm.	47 2/8" x 11 6/8"	Nature	C221400501	100114518	G427
PURE	Beige	Huella Esq. Izq.	120x30 cm.	47 2/8" x 11 6/8"	Polished	C221400491	100114513	G427
PURE	Beige	Huella Esq. Izq.	120x30 cm.	47 2/8" x 11 6/8"	Nature	C221400551	100114514	G427
PURE	Black	Huella Esq. Izq.	60x30 cm.	23 5/8" x 11 6/8"	Polished	C228223431	100114549	G418
PURE	Black	Huella Esq. Izq.	60x30 cm.	23 5/8" x 11 6/8"	Nature	C228223511	100114550	G418
PURE	White	Huella Esq. Izq.	60x30 cm.	23 5/8" x 11 6/8"	Polished	C228223581	100114553	G418
PURE	White	Huella Esq. Izq.	60x30 cm.	23 5/8" x 11 6/8"	Nature	C228223731	100114554	G418
PURE	Brown	Huella Esq. Izq.	60x30 cm.	23 5/8" x 11 6/8"	Polished	C228223621	100114551	G418
PURE	Brown	Huella Esq. Izq.	60x30 cm.	23 5/8" x 11 6/8"	Nature	C228223771	100114552	G418
PURE	Beige	Huella Esq. Izq.	60x30 cm.	23 5/8" x 11 6/8"	Polished	C228223461	100114547	G418
PURE	Beige	Huella Esq. Izq.	60x30 cm.	23 5/8" x 11 6/8"	Nature	C228223551	100114548	G418

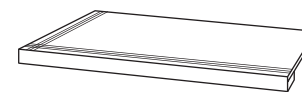



**PURE / Peldaño Técnico / Technical Step Tile**

PURE	Black	Peld. Téc.	120x30 cm.	47 2/8" x 11 6/8"	Polished	C221401931	100115309	G443
PURE	Black	Peld. Téc.	120x30 cm.	47 2/8" x 11 6/8"	Nature	C221401951	100115310	G443
PURE	White	Peld. Téc.	120x30 cm.	47 2/8" x 11 6/8"	Polished	C221401971	100115313	G443
PURE	White	Peld. Téc.	120x30 cm.	47 2/8" x 11 6/8"	Nature	C221401981	100115314	G443
PURE	Brown	Peld. Téc.	120x30 cm.	47 2/8" x 11 6/8"	Polished	C221401801	100115311	G443
PURE	Brown	Peld. Téc.	120x30 cm.	47 2/8" x 11 6/8"	Nature	C221401941	100115312	G443
PURE	Beige	Peld. Téc.	120x30 cm.	47 2/8" x 11 6/8"	Polished	C221401871	100115307	G443
PURE	Beige	Peld. Téc.	120x30 cm.	47 2/8" x 11 6/8"	Nature	C221402001	100115308	G443
PURE	Black	Peld. Téc.	60x30 cm.	23 5/8" x 11 6/8"	Polished	C228223851	100114557	G426
PURE	Black	Peld. Téc.	60x30 cm.	23 5/8" x 11 6/8"	Nature	C228223871	100114558	G426
PURE	White	Peld. Téc.	60x30 cm.	23 5/8" x 11 6/8"	Polished	C228223901	100114561	G426
PURE	White	Peld. Téc.	60x30 cm.	23 5/8" x 11 6/8"	Nature	C228223891	100114562	G426
PURE	Brown	Peld. Téc.	60x30 cm.	23 5/8" x 11 6/8"	Polished	C228223881	100114559	G426
PURE	Brown	Peld. Téc.	60x30 cm.	23 5/8" x 11 6/8"	Nature	C228223861	100114560	G426
PURE	Beige	Peld. Téc.	60x30 cm.	23 5/8" x 11 6/8"	Polished	C228223841	100114555	G426
PURE	Beige	Peld. Téc.	60x30 cm.	23 5/8" x 11 6/8"	Nature	C228223831	100114556	G426


**PURE / Peldaño Técnico Esquina Derecha / Technical Step Tile Right Corner**

PURE	Black	Peld. Téc. Esq. Der.	120x30 cm.	47 2/8" x 11 6/8"	Polished	C221401471	100115320	G448
PURE	Black	Peld. Téc. Esq. Der.	120x30 cm.	47 2/8" x 11 6/8"	Nature	C221402151	100115404	G448
PURE	White	Peld. Téc. Esq. Der.	120x30 cm.	47 2/8" x 11 6/8"	Polished	C221401541	100115322	G448
PURE	White	Peld. Téc. Esq. Der.	120x30 cm.	47 2/8" x 11 6/8"	Nature	C221402091	100115406	G448
PURE	Brown	Peld. Téc. Esq. Der.	120x30 cm.	47 2/8" x 11 6/8"	Polished	C221401611	100115321	G448
PURE	Brown	Peld. Téc. Esq. Der.	120x30 cm.	47 2/8" x 11 6/8"	Nature	C221402141	100115405	G448
PURE	Beige	Peld. Téc. Esq. Der.	120x30 cm.	47 2/8" x 11 6/8"	Polished	C221401381	100115319	G448
PURE	Beige	Peld. Téc. Esq. Der.	120x30 cm.	47 2/8" x 11 6/8"	Nature	C221402161	100115403	G448
PURE	Black	Peld. Téc. Esq. Der.	60x30 cm.	23 5/8" x 11 6/8"	Polished	C228223711	100114565	G447
PURE	Black	Peld. Téc. Esq. Der.	60x30 cm.	23 5/8" x 11 6/8"	Nature	C228223751	100114566	G447
PURE	White	Peld. Téc. Esq. Der.	60x30 cm.	23 5/8" x 11 6/8"	Polished	C228223811	100114569	G447
PURE	White	Peld. Téc. Esq. Der.	60x30 cm.	23 5/8" x 11 6/8"	Nature	C228223821	100114570	G447
PURE	Brown	Peld. Téc. Esq. Der.	60x30 cm.	23 5/8" x 11 6/8"	Polished	C228223671	100114567	G447
PURE	Brown	Peld. Téc. Esq. Der.	60x30 cm.	23 5/8" x 11 6/8"	Nature	C228223641	100114568	G447
PURE	Beige	Peld. Téc. Esq. Der.	60x30 cm.	23 5/8" x 11 6/8"	Polished	C228223611	100114563	G447
PURE	Beige	Peld. Téc. Esq. Der.	60x30 cm.	23 5/8" x 11 6/8"	Nature	C228223761	100114564	G447



**PURE / Peldaño Técnico Esquina Izquierda / Technical Step Tile Left Corner**

PURE	Black	Peld. Téc. Esq. Izq.	120x30 cm.	47 2/8" x 11 6/8"	Polished	C221401361	100115330	G448
PURE	Black	Peld. Téc. Esq. Izq.	120x30 cm.	47 2/8" x 11 6/8"	Nature	C221402121	100115408	G448
PURE	White	Peld. Téc. Esq. Izq.	120x30 cm.	47 2/8" x 11 6/8"	Polished	C221401921	100115332	G448
PURE	White	Peld. Téc. Esq. Izq.	120x30 cm.	47 2/8" x 11 6/8"	Nature	C221402101	100115410	G448
PURE	Brown	Peld. Téc. Esq. Izq.	120x30 cm.	47 2/8" x 11 6/8"	Polished	C221401661	100115331	G448
PURE	Brown	Peld. Téc. Esq. Izq.	120x30 cm.	47 2/8" x 11 6/8"	Nature	C221402111	100115409	G448
PURE	Beige	Peld. Téc. Esq. Izq.	120x30 cm.	47 2/8" x 11 6/8"	Polished	C221401731	100115329	G448
PURE	Beige	Peld. Téc. Esq. Izq.	120x30 cm.	47 2/8" x 11 6/8"	Nature	C221402131	100115407	G448
PURE	Black	Peld. Téc. Esq. Izq.	60x30 cm.	23 5/8" x 11 6/8"	Polished	C228223801	100114573	G447
PURE	Black	Peld. Téc. Esq. Izq.	60x30 cm.	23 5/8" x 11 6/8"	Nature	C228223651	100114574	G447
PURE	White	Peld. Téc. Esq. Izq.	60x30 cm.	23 5/8" x 11 6/8"	Polished	C228223721	100114577	G447
PURE	White	Peld. Téc. Esq. Izq.	60x30 cm.	23 5/8" x 11 6/8"	Nature	C228223791	100114578	G447
PURE	Brown	Peld. Téc. Esq. Izq.	60x30 cm.	23 5/8" x 11 6/8"	Polished	C228223661	100114575	G447
PURE	Brown	Peld. Téc. Esq. Izq.	60x30 cm.	23 5/8" x 11 6/8"	Nature	C228223681	100114576	G447
PURE	Beige	Peld. Téc. Esq. Izq.	60x30 cm.	23 5/8" x 11 6/8"	Polished	C228223591	100114571	G447
PURE	Beige	Peld. Téc. Esq. Izq.	60x30 cm.	23 5/8" x 11 6/8"	Nature	C228223781	100114572	G447



Fossil Grey Texture 60x60 cm.  
Fossil Grey Lappato 60x30 cm.

---



FOSSIL COLLECTION  
FOSSIL SPECIAL PIECES

---

**FOSSIL**





**FOSSIL GREY**


Formato (cm.) Format (inches)	Espesor (mm.) Thickness (inches)	Acabado Finish	Código KEA KEA Code	Código SAP SAP Code
60x60 / 23 <sup>5/8</sup> "x23 <sup>5/8</sup> "	10,4 / 7/16"	Lappato	C225952851	100103646 G485
60x30 / 23 <sup>5/8</sup> "x11 <sup>6/8</sup> "	10,4 / 7/16"	Lappato	C222996591	100103645 G486
60x15 / 23 <sup>5/8</sup> "x6"	10,4 / 7/16"	Lappato	C222100681	100104213 C488
60x10 / 23 <sup>5/8</sup> "x4"	10,4 / 7/16"	Lappato	C222000821	100103669 G470
60x5 / 23 <sup>5/8</sup> "x2"	10,4 / 7/16"	Lappato	C227500641	100104214 G491
60x60 / 23 <sup>5/8</sup> "x23 <sup>5/8</sup> "	10,4 / 7/16"	Nature	C225952881	100103649 G462
60x30 / 23 <sup>5/8</sup> "x11 <sup>6/8</sup> "	10,4 / 7/16"	Nature	C222996601	100103648 G459
60x15 / 23 <sup>5/8</sup> "x6"	10,4 / 7/16"	Nature	C222100631	100104215 G483
60x10 / 23 <sup>5/8</sup> "x4"	10,4 / 7/16"	Nature	C222000831	100103670 G468
60x5 / 23 <sup>5/8</sup> "x2"	10,4 / 7/16"	Nature	C227500631	100104216 G469
60x60 / 23 <sup>5/8</sup> "x23 <sup>5/8</sup> "	10,4 / 7/16"	Texture	C225952861	100103652 G462
60x30 / 23 <sup>5/8</sup> "x11 <sup>6/8</sup> "	10,4 / 7/16"	Texture	C222996561	100103651 G459
60x15 / 23 <sup>5/8</sup> "x6"	10,4 / 7/16"	Texture	C222100691	100104217 G483
60x10 / 23 <sup>5/8</sup> "x4"	10,4 / 7/16"	Texture	C222000791	100103671 G468
60x5 / 23 <sup>5/8</sup> "x2"	10,4 / 7/16"	Texture	C227500601	100104218 G469



Lappato R9A Nature R10A Texture R10A

**FOSSIL BEIGE**

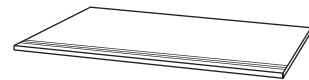
Formato (cm.) Format (inches)	Espesor (mm.) Thickness (inches)	Acabado Finish	Código KEA KEA Code	Código SAP SAP Code
60x60 / 23 <sup>5/8</sup> "x23 <sup>5/8</sup> "	10,4 / 7/16"	Lappato	C225952871	100103639 G485
60x30 / 23 <sup>5/8</sup> "x11 <sup>6/8</sup> "	10,4 / 7/16"	Lappato	C222996611	100103638 G486
60x15 / 23 <sup>5/8</sup> "x6"	10,4 / 7/16"	Lappato	C222100591	100104207 G488
60x10 / 23 <sup>5/8</sup> "x4"	10,4 / 7/16"	Lappato	C222000801	100103664 G470
60x5 / 23 <sup>5/8</sup> "x2"	10,4 / 7/16"	Lappato	C227500651	100104208 G491
60x60 / 23 <sup>5/8</sup> "x23 <sup>5/8</sup> "	10,4 / 7/16"	Nature	C225952841	100103641 G462
60x30 / 23 <sup>5/8</sup> "x11 <sup>6/8</sup> "	10,4 / 7/16"	Nature	C222996571	100103640 G459
60x15 / 23 <sup>5/8</sup> "x6"	10,4 / 7/16"	Nature	C222100621	100104209 G483
60x10 / 23 <sup>5/8</sup> "x4"	10,4 / 7/16"	Nature	C222000841	100103665 G468
60x5 / 23 <sup>5/8</sup> "x2"	10,4 / 7/16"	Nature	C227500561	100104210 G469
60x60 / 23 <sup>5/8</sup> "x23 <sup>5/8</sup> "	10,4 / 7/16"	Texture	C225952831	100103643 G462
60x30 / 23 <sup>5/8</sup> "x11 <sup>6/8</sup> "	10,4 / 7/16"	Texture	C222996581	100103642 G459
60x15 / 23 <sup>5/8</sup> "x6"	10,4 / 7/16"	Texture	C222100611	100104211 G483
60x10 / 23 <sup>5/8</sup> "x4"	10,4 / 7/16"	Texture	C222000811	100103667 G468
60x5 / 23 <sup>5/8</sup> "x2"	10,4 / 7/16"	Texture	C227500581	100104212 G469



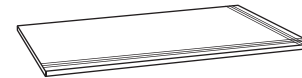
Lappato R9A Nature R10A Texture R10A


**FOSSIL / Zócalo / Skirting Board**

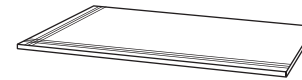
FOSSIL	Grey	Zócalo	60x9 cm.	23 5/8" x 3 4/8"	Lappato	C229011781	100103884	G407
FOSSIL	Grey	Zócalo	60x9 cm.	23 5/8" x 3 4/8"	Nature	C229011761	100103885	G407
FOSSIL	Grey	Zócalo	60x9 cm.	23 5/8" x 3 4/8"	Texture	C229011741	100103886	G407
FOSSIL	Beige	Zócalo	60x9 cm.	23 5/8" x 3 4/8"	Lappato	C229011791	100103879	G407
FOSSIL	Beige	Zócalo	60x9 cm.	23 5/8" x 3 4/8"	Nature	C229011751	100103881	G407
FOSSIL	Beige	Zócalo	60x9 cm.	23 5/8" x 3 4/8"	Texture	C229011771	100103883	G407


**FOSSIL / Huella / Step Tile**

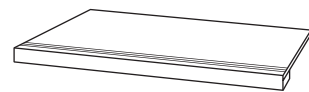
FOSSIL	Grey	Huella	60x30 cm.	23 5/8" x 11 6/8"	Lappato	C228222161	100103809	G414
FOSSIL	Grey	Huella	60x30 cm.	23 5/8" x 11 6/8"	Nature	C228222171	100103804	G414
FOSSIL	Grey	Huella	60x30 cm.	23 5/8" x 11 6/8"	Texture	C228222201	100103810	G414
FOSSIL	Beige	Huella	60x30 cm.	23 5/8" x 11 6/8"	Lappato	C228222021	100103760	G414
FOSSIL	Beige	Huella	60x30 cm.	23 5/8" x 11 6/8"	Nature	C228222191	100103802	G414
FOSSIL	Beige	Huella	60x30 cm.	23 5/8" x 11 6/8"	Texture	C228222181	100103803	G414


**FOSSIL / Huella Esquina Derecha / Step Tile Right Corner**

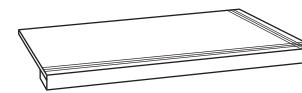
FOSSIL	Grey	Huella Esq. Der.	60x30 cm.	23 5/8" x 11 6/8"	Lappato	C228221861	100103805	G416
FOSSIL	Grey	Huella Esq. Der.	60x30 cm.	23 5/8" x 11 6/8"	Nature	C228222001	100103798	G416
FOSSIL	Grey	Huella Esq. Der.	60x30 cm.	23 5/8" x 11 6/8"	Texture	C228222071	100103806	G416
FOSSIL	Beige	Huella Esq. Der.	60x30 cm.	23 5/8" x 11 6/8"	Lappato	C228222011	100103724	G416
FOSSIL	Beige	Huella Esq. Der.	60x30 cm.	23 5/8" x 11 6/8"	Nature	C228222081	100103796	G416
FOSSIL	Beige	Huella Esq. Der.	60x30 cm.	23 5/8" x 11 6/8"	Texture	C228221791	100103797	G416


**FOSSIL / Huella Esquina Izquierda / Step Tile Left Corner**

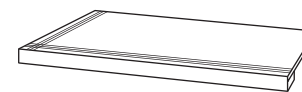
FOSSIL	Grey	Huella Esq. Izq.	60x30 cm.	23 5/8" x 11 6/8"	Lappato	C228222051	100103807	G416
FOSSIL	Grey	Huella Esq. Izq.	60x30 cm.	23 5/8" x 11 6/8"	Nature	C228221801	100103801	G416
FOSSIL	Grey	Huella Esq. Izq.	60x30 cm.	23 5/8" x 11 6/8"	Texture	C228221881	100103808	G416
FOSSIL	Beige	Huella Esq. Izq.	60x30 cm.	23 5/8" x 11 6/8"	Lappato	C228221991	100103759	G416
FOSSIL	Beige	Huella Esq. Izq.	60x30 cm.	23 5/8" x 11 6/8"	Nature	C228221941	100103799	G416
FOSSIL	Beige	Huella Esq. Izq.	60x30 cm.	23 5/8" x 11 6/8"	Texture	C228221811	100103800	G416


**FOSSIL / Peldaño Técnico / Technical Step Tile**

FOSSIL	Grey	Peld. Téc.	60x30 cm.	23 5/8" x 11 6/8"	Lappato	C228221911	100103811	G425
FOSSIL	Grey	Peld. Téc.	60x30 cm.	23 5/8" x 11 6/8"	Nature	C228221831	100103815	G425
FOSSIL	Grey	Peld. Téc.	60x30 cm.	23 5/8" x 11 6/8"	Texture	C228221821	100103816	G425
FOSSIL	Beige	Peld. Téc.	60x30 cm.	23 5/8" x 11 6/8"	Lappato	C228222141	100103848	G425
FOSSIL	Beige	Peld. Téc.	60x30 cm.	23 5/8" x 11 6/8"	Nature	C228221931	100103813	G425
FOSSIL	Beige	Peld. Téc.	60x30 cm.	23 5/8" x 11 6/8"	Texture	C228222041	100103814	G425


**FOSSIL / Peldaño Técnico Esquina Derecha / Technical Step Tile Right Corner**

FOSSIL	Grey	Peld. Téc. Esq. Der.	60x30 cm.	23 5/8" x 11 6/8"	Lappato	C228221921	100103833	G430
FOSSIL	Grey	Peld. Téc. Esq. Der.	60x30 cm.	23 5/8" x 11 6/8"	Nature	C228221871	100103834	G430
FOSSIL	Grey	Peld. Téc. Esq. Der.	60x30 cm.	23 5/8" x 11 6/8"	Texture	C228222031	100103835	G430
FOSSIL	Beige	Peld. Téc. Esq. Der.	60x30 cm.	23 5/8" x 11 6/8"	Lappato	C228221961	100103830	G430
FOSSIL	Beige	Peld. Téc. Esq. Der.	60x30 cm.	23 5/8" x 11 6/8"	Nature	C228222061	100103831	G430
FOSSIL	Beige	Peld. Téc. Esq. Der.	60x30 cm.	23 5/8" x 11 6/8"	Texture	C228221841	100103832	G430


**FOSSIL / Peldaño Técnico Esquina Izquierda / Technical Step Tile Left Corner**

FOSSIL	Grey	Peld. Téc. Esq. Izq.	60x30 cm.	23 5/8" x 11 6/8"	Lappato	C228222121	100103844	G430
FOSSIL	Grey	Peld. Téc. Esq. Izq.	60x30 cm.	23 5/8" x 11 6/8"	Nature	C228222091	100103845	G430
FOSSIL	Grey	Peld. Téc. Esq. Izq.	60x30 cm.	23 5/8" x 11 6/8"	Texture	C228222101	100103846	G430
FOSSIL	Beige	Peld. Téc. Esq. Izq.	60x30 cm.	23 5/8" x 11 6/8"	Lappato	C228222131	100103841	G430
FOSSIL	Beige	Peld. Téc. Esq. Izq.	60x30 cm.	23 5/8" x 11 6/8"	Nature	C228222151	100103842	G430
FOSSIL	Beige	Peld. Téc. Esq. Izq.	60x30 cm.	23 5/8" x 11 6/8"	Texture	C228222111	100103843	G430

On Beige Lappato 60x60 cm.  
On Beige Nature 60x60 cm.

---



ON COLLECTION  
ON TIMBER COLLECTION  
ON SPECIAL PIECES

---


**ON**





On Black Lappato 120x60 cm.  
On Light Grey Timber Nature 80x40 cm.  
On Grey Timber Nature 80x10 cm.

---

**ON**



On Black Timber Lappato 80x40 / 80x20 / 80x10 cm.

---




**ON TIMBER**





**ON BLACK**

Formato (cm.) Format (inches)	Espesor (mm.) Thickness (inches)	Acabado Finish	Código KEA KEA Code	Código SAP SAP Code
120x60 / 47 <sup>2</sup> / <sub>8</sub> "x23 <sup>5</sup> / <sub>8</sub> "	11 / 7/16"	Lappato	C221000331	100110300 G484
120x30 / 47 <sup>2</sup> / <sub>8</sub> "x11 <sup>6</sup> / <sub>8</sub> "	11 / 7/16"	Lappato	C221400291	100111444 G489
120x15 / 47 <sup>2</sup> / <sub>8</sub> "x6"	11 / 7/16"	Lappato	C222700181	100111519 G491
120x10 / 47 <sup>2</sup> / <sub>8</sub> "x4"	11 / 7/16"	Lappato	C222500271	100111484 G475
60x60 / 23 <sup>5</sup> / <sub>8</sub> "x23 <sup>5</sup> / <sub>8</sub> "	10,4 / 7/16"	Lappato	C225953091	100108952 G485
60x30 / 23 <sup>5</sup> / <sub>8</sub> "x11 <sup>6</sup> / <sub>8</sub> "	10,4 / 7/16"	Lappato	C228223061	100108951 G486
60x15 / 23 <sup>5</sup> / <sub>8</sub> "x6"	10,4 / 7/16"	Lappato	C222100831	100108937 G488
60x10 / 23 <sup>5</sup> / <sub>8</sub> "x4"	10,4 / 7/16"	Lappato	C222001021	100108936 G470
60x5 / 23 <sup>5</sup> / <sub>8</sub> "x2"	10,4 / 7/16"	Lappato	C227500771	100108940 G491
120x60 / 47 <sup>2</sup> / <sub>8</sub> "x23 <sup>5</sup> / <sub>8</sub> "	11 / 7/16"	Nature	C221000181	100110038 G478
120x30 / 47 <sup>2</sup> / <sub>8</sub> "x11 <sup>6</sup> / <sub>8</sub> "	11 / 7/16"	Nature	C221400311	100111452 G484
120x15 / 47 <sup>2</sup> / <sub>8</sub> "x6"	11 / 7/16"	Nature	C222700171	100111516 G469
120x10 / 47 <sup>2</sup> / <sub>8</sub> "x4"	11 / 7/16"	Nature	C222500161	100111485 G470
60x60 / 23 <sup>5</sup> / <sub>8</sub> "x23 <sup>5</sup> / <sub>8</sub> "	10,4 / 7/16"	Nature	C225953121	100109009 G462
60x30 / 23 <sup>5</sup> / <sub>8</sub> "x11 <sup>6</sup> / <sub>8</sub> "	10,4 / 7/16"	Nature	C228223091	100109008 G459
60x15 / 23 <sup>5</sup> / <sub>8</sub> "x6"	10,4 / 7/16"	Nature	C222100861	100108999 G483
60x10 / 23 <sup>5</sup> / <sub>8</sub> "x4"	10,4 / 7/16"	Nature	C222001051	100108998 G468
60x5 / 23 <sup>5</sup> / <sub>8</sub> "x2"	10,4 / 7/16"	Nature	C227500801	100109000 G469



Lappato R9A

Nature R10A

**ON BLACK TIMBER**

Formato (cm.) Format (inches)	Espesor (mm.) Thickness (inches)	Acabado Finish	Código KEA KEA Code	Código SAP SAP Code
80x40 / 31 <sup>1</sup> / <sub>2</sub> "x15 <sup>3</sup> / <sub>4</sub> "	10,4 / 7/16"	Lappato	C227600401	100108607 G466
80x20 / 31 <sup>1</sup> / <sub>2</sub> "x7 <sup>3</sup> / <sub>4</sub> "	10,4 / 7/16"	Lappato	C227200311	100108606 G483
80x10 / 31 <sup>1</sup> / <sub>2</sub> "x4"	10,4 / 7/16"	Lappato	C227700091	100108605 G493
80x40 / 31 <sup>1</sup> / <sub>2</sub> "x15 <sup>3</sup> / <sub>4</sub> "	10,4 / 7/16"	Nature	C227600421	100108610 G485
80x20 / 31 <sup>1</sup> / <sub>2</sub> "x7 <sup>3</sup> / <sub>4</sub> "	10,4 / 7/16"	Nature	C227200301	100108609 G484
80x10 / 31 <sup>1</sup> / <sub>2</sub> "x4"	10,4 / 7/16"	Nature	C227700071	100108608 G492



Timber Lappato R10

Timber Nature R10A

## ON GREY

Formato (cm.) Format (inches)	Espesor (mm.) Thickness (inches)	Acabado Finish	Código KEA KEA Code	Código SAP SAP Code
120x60 / 47 <sup>2</sup> / <sub>8</sub> "x23 <sup>5</sup> / <sub>8</sub> "	11 / 7/16"	Lappato	C221000261	100110206 G484
120x30 / 47 <sup>2</sup> / <sub>8</sub> "x11 <sup>6</sup> / <sub>8</sub> "	11 / 7/16"	Lappato	C221400161	100111445 G489
120x15 / 47 <sup>2</sup> / <sub>8</sub> "x6"	11 / 7/16"	Lappato	C222700311	100111526 G491
120x10 / 47 <sup>2</sup> / <sub>8</sub> "x4"	11 / 7/16"	Lappato	C222500131	100111486 G475
60x60 / 23 <sup>5</sup> / <sub>8</sub> "x23 <sup>5</sup> / <sub>8</sub> "	10,4 / 7/16"	Lappato	C225952691	100096919 G485
60x30 / 23 <sup>5</sup> / <sub>8</sub> "x11 <sup>6</sup> / <sub>8</sub> "	10,4 / 7/16"	Lappato	C228220281	100096912 G486
60x15 / 23 <sup>5</sup> / <sub>8</sub> "x6"	10,4 / 7/16"	Lappato	C222100401	100098112 G488
60x10 / 23 <sup>5</sup> / <sub>8</sub> "x4"	10,4 / 7/16"	Lappato	C222000541	100097398 G470
60x5 / 23 <sup>5</sup> / <sub>8</sub> "x2"	10,4 / 7/16"	Lappato	C227500391	100098091 G491
120x60 / 47 <sup>2</sup> / <sub>8</sub> "x23 <sup>5</sup> / <sub>8</sub> "	11 / 7/16"	Nature	C221000221	100110039 G478
120x30 / 47 <sup>2</sup> / <sub>8</sub> "x11 <sup>6</sup> / <sub>8</sub> "	11 / 7/16"	Nature	C221400191	100111455 G484
120x15 / 47 <sup>2</sup> / <sub>8</sub> "x6"	11 / 7/16"	Nature	C222700281	100111517 G469
120x10 / 47 <sup>2</sup> / <sub>8</sub> "x4"	11 / 7/16"	Nature	C222500261	100111487 G470
60x60 / 23 <sup>5</sup> / <sub>8</sub> "x23 <sup>5</sup> / <sub>8</sub> "	10,4 / 7/16"	Nature	C225952701	100096921 G462
60x30 / 23 <sup>5</sup> / <sub>8</sub> "x11 <sup>6</sup> / <sub>8</sub> "	10,4 / 7/16"	Nature	C228220271	100096920 G459
60x15 / 23 <sup>5</sup> / <sub>8</sub> "x6"	10,4 / 7/16"	Nature	C222100411	100098113 G483
60x10 / 23 <sup>5</sup> / <sub>8</sub> "x4"	10,4 / 7/16"	Nature	C222000521	100097399 G468
60x5 / 23 <sup>5</sup> / <sub>8</sub> "x2"	10,4 / 7/16"	Nature	C227500411	100098089 G469



## ON GREY TIMBER

Formato (cm.) Format (inches)	Espesor (mm.) Thickness (inches)	Acabado Finish	Código KEA KEA Code	Código SAP SAP Code
80x40 / 31 <sup>1</sup> / <sub>2</sub> "x15 <sup>3</sup> / <sub>4</sub> "	10,4 / 7/16"	Lappato	C227600221	100096943 G466
80x20 / 31 <sup>1</sup> / <sub>2</sub> "x7 <sup>3</sup> / <sub>4</sub> "	10,4 / 7/16"	Lappato	C227200241	100096942 G483
80x10 / 31 <sup>1</sup> / <sub>2</sub> "x4"	10,4 / 7/16"	Lappato	C227700011	100098115 G493
80x40 / 31 <sup>1</sup> / <sub>2</sub> "x15 <sup>3</sup> / <sub>4</sub> "	10,4 / 7/16"	Nature	C227600231	100096945 G485
80x20 / 31 <sup>1</sup> / <sub>2</sub> "x7 <sup>3</sup> / <sub>4</sub> "	10,4 / 7/16"	Nature	C227200231	100096944 G484
80x10 / 31 <sup>1</sup> / <sub>2</sub> "x4"	10,4 / 7/16"	Nature	C227700001	100098116 G492



Lappato R9A

Nature R10A



Timber Lappato R10

Timber Nature R10A



## ON LIGHT GREY

Formato (cm.) Format (inches)	Espesor (mm.) Thickness (inches)	Acabado Finish	Código KEA KEA Code	Código SAP SAP Code
120x60 / 47 <sup>2</sup> / <sub>8</sub> "x23 <sup>5</sup> / <sub>8</sub> "	11 / 7/16"	Lappato	C221000311	100110207 G484
120x30 / 47 <sup>2</sup> / <sub>8</sub> "x11 <sup>6</sup> / <sub>8</sub> "	11 / 7/16"	Lappato	C221400251	100111446 G489
120x15 / 47 <sup>2</sup> / <sub>8</sub> "x6"	11 / 7/16"	Lappato	C222700111	100111500 G491
120x10 / 47 <sup>2</sup> / <sub>8</sub> "x4"	11 / 7/16"	Lappato	C222500241	100111488 G475
60x60 / 23 <sup>5</sup> / <sub>8</sub> "x23 <sup>5</sup> / <sub>8</sub> "	10,4 / 7/16"	Lappato	C225953111	100108979 G485
60x30 / 23 <sup>5</sup> / <sub>8</sub> "x11 <sup>6</sup> / <sub>8</sub> "	10,4 / 7/16"	Lappato	C228223081	100108978 G486
60x15 / 23 <sup>5</sup> / <sub>8</sub> "x6"	10,4 / 7/16"	Lappato	C222100841	100108976 G488
60x10 / 23 <sup>5</sup> / <sub>8</sub> "x4"	10,4 / 7/16"	Lappato	C222001041	100108975 G470
60x5 / 23 <sup>5</sup> / <sub>8</sub> "x2"	10,4 / 7/16"	Lappato	C227500791	100108969 G491
120x60 / 47 <sup>2</sup> / <sub>8</sub> "x23 <sup>5</sup> / <sub>8</sub> "	11 / 7/16"	Nature	C221000241	100110040 G478
120x30 / 47 <sup>2</sup> / <sub>8</sub> "x11 <sup>6</sup> / <sub>8</sub> "	11 / 7/16"	Nature	C221400171	100111454 G484
120x15 / 47 <sup>2</sup> / <sub>8</sub> "x6"	11 / 7/16"	Nature	C222700251	100111518 G469
120x10 / 47 <sup>2</sup> / <sub>8</sub> "x4"	11 / 7/16"	Nature	C222500311	100111530 G470
60x60 / 23 <sup>5</sup> / <sub>8</sub> "x23 <sup>5</sup> / <sub>8</sub> "	10,4 / 7/16"	Nature	C225953101	100108983 G462
60x30 / 23 <sup>5</sup> / <sub>8</sub> "x11 <sup>6</sup> / <sub>8</sub> "	10,4 / 7/16"	Nature	C228223071	100108982 G459
60x15 / 23 <sup>5</sup> / <sub>8</sub> "x6"	10,4 / 7/16"	Nature	C222100851	100108980 G488
60x10 / 23 <sup>5</sup> / <sub>8</sub> "x4"	10,4 / 7/16"	Nature	C222001031	100108970 G468
60x5 / 23 <sup>5</sup> / <sub>8</sub> "x2"	10,4 / 7/16"	Nature	C227500781	100108971 G469



Lappato R9A

Nature R10A

## ON LIGHT GREY TIMBER

Formato (cm.) Format (inches)	Espesor (mm.) Thickness (inches)	Acabado Finish	Código KEA KEA Code	Código SAP SAP Code
80x40 / 31 <sup>1</sup> / <sub>2</sub> "x15 <sup>3</sup> / <sub>4</sub> "	10,4 / 7/16"	Lappato	C227600411	100108613 G466
80x20 / 31 <sup>1</sup> / <sub>2</sub> "x7 <sup>3</sup> / <sub>4</sub> "	10,4 / 7/16"	Lappato	C227200291	100108612 G483
80x10 / 31 <sup>1</sup> / <sub>2</sub> "x4"	10,4 / 7/16"	Lappato	C227700101	100108611 G493
80x40 / 31 <sup>1</sup> / <sub>2</sub> "x15 <sup>3</sup> / <sub>4</sub> "	10,4 / 7/16"	Nature	C227600391	100108616 G485
80x20 / 31 <sup>1</sup> / <sub>2</sub> "x7 <sup>3</sup> / <sub>4</sub> "	10,4 / 7/16"	Nature	C227200281	100108615 G484
80x10 / 31 <sup>1</sup> / <sub>2</sub> "x4"	10,4 / 7/16"	Nature	C227700081	100108614 G492



Timber Lappato R10

Timber Nature R10A



## ON BROWN

Formato (cm.) Format (inches)	Espesor (mm.) Thickness (inches)	Acabado Finish	Código KEA KEA Code	Código SAP SAP Code
120x60 / 47 <sup>2</sup> / <sub>8</sub> "x23 <sup>5</sup> / <sub>8</sub> "	11 / 7/16"	Lappato	C221000581	100119330 G484
120x30 / 47 <sup>2</sup> / <sub>8</sub> "x11 <sup>6</sup> / <sub>8</sub> "	11 / 7/16"	Lappato	C221402301	100119433 G489
120x15 / 47 <sup>2</sup> / <sub>8</sub> "x6"	11 / 7/16"	Lappato	C222700381	100119432 G491
120x10 / 47 <sup>2</sup> / <sub>8</sub> "x4"	11 / 7/16"	Lappato	C222500391	100119431 G475
60x60 / 23 <sup>5</sup> / <sub>8</sub> "x23 <sup>5</sup> / <sub>8</sub> "	10,4 / 7/16"	Lappato	C225953701	100119331 G485
60x30 / 23 <sup>5</sup> / <sub>8</sub> "x11 <sup>6</sup> / <sub>8</sub> "	10,4 / 7/16"	Lappato	C222995741	100119328 G486
60x15 / 23 <sup>5</sup> / <sub>8</sub> "x6"	10,4 / 7/16"	Lappato	C222101031	100119322 G488
60x10 / 23 <sup>5</sup> / <sub>8</sub> "x4"	10,4 / 7/16"	Lappato	C222001411	100119320 G470
60x5 / 23 <sup>5</sup> / <sub>8</sub> "x2"	10,4 / 7/16"	Lappato	C227500991	100119324 G491
120x60 / 47 <sup>2</sup> / <sub>8</sub> "x23 <sup>5</sup> / <sub>8</sub> "	11 / 7/16"	Nature	C221000591	100119332 G478
120x30 / 47 <sup>2</sup> / <sub>8</sub> "x11 <sup>6</sup> / <sub>8</sub> "	11 / 7/16"	Nature	C221402291	100119436 G484
120x15 / 47 <sup>2</sup> / <sub>8</sub> "x6"	11 / 7/16"	Nature	C222700391	100119435 G469
120x10 / 47 <sup>2</sup> / <sub>8</sub> "x4"	11 / 7/16"	Nature	C222500381	100119434 G470
60x60 / 23 <sup>5</sup> / <sub>8</sub> "x23 <sup>5</sup> / <sub>8</sub> "	10,4 / 7/16"	Nature	C225953711	100119333 G462
60x30 / 23 <sup>5</sup> / <sub>8</sub> "x11 <sup>6</sup> / <sub>8</sub> "	10,4 / 7/16"	Nature	C222995731	100119329 G459
60x15 / 23 <sup>5</sup> / <sub>8</sub> "x6"	10,4 / 7/16"	Nature	C222101041	100119323 G483
60x10 / 23 <sup>5</sup> / <sub>8</sub> "x4"	10,4 / 7/16"	Nature	C222001421	100119321 G468
60x5 / 23 <sup>5</sup> / <sub>8</sub> "x2"	10,4 / 7/16"	Nature	C227500981	100119325 G469



Lappato R9A

Nature R10A

## ON BROWN TIMBER

Formato (cm.) Format (inches)	Espesor (mm.) Thickness (inches)	Acabado Finish	Código KEA KEA Code	Código SAP SAP Code
80x40 / 31 <sup>1</sup> / <sub>2</sub> "x15 <sup>3</sup> / <sub>4</sub> "	10,4 / 7/16"	Lappato	C227600681	100119356 G466
80x20 / 31 <sup>1</sup> / <sub>2</sub> "x7 <sup>3</sup> / <sub>4</sub> "	10,4 / 7/16"	Lappato	C227200331	100119355 G483
80x10 / 31 <sup>1</sup> / <sub>2</sub> "x4"	10,4 / 7/16"	Lappato	C227700131	100119354 G493
80x40 / 31 <sup>1</sup> / <sub>2</sub> "x15 <sup>3</sup> / <sub>4</sub> "	10,4 / 7/16"	Nature	C227600671	100119359 G485
80x20 / 31 <sup>1</sup> / <sub>2</sub> "x7 <sup>3</sup> / <sub>4</sub> "	10,4 / 7/16"	Nature	C227200341	100119358 G484
80x10 / 31 <sup>1</sup> / <sub>2</sub> "x4"	10,4 / 7/16"	Nature	C227700121	100119357 G492



Timber Lappato R10

Timber Nature R10A

## ON BEIGE

Formato (cm.) Format (inches)	Espesor (mm.) Thickness (inches)	Acabado Finish	Código KEA KEA Code	Código SAP SAP Code
120x60 / 47 <sup>2</sup> / <sub>8</sub> "x23 <sup>5</sup> / <sub>8</sub> "	11 / 7/16"	Lappato	C221000291	100110205 G484
120x30 / 47 <sup>2</sup> / <sub>8</sub> "x11 <sup>6</sup> / <sub>8</sub> "	11 / 7/16"	Lappato	C221400151	100111443 G489
120x15 / 47 <sup>2</sup> / <sub>8</sub> "x6"	11 / 7/16"	Lappato	C222700101	100111499 G491
120x10 / 47 <sup>2</sup> / <sub>8</sub> "x4"	11 / 7/16"	Lappato	C222500141	100111483 G475
60x60 / 23 <sup>5</sup> / <sub>8</sub> "x23 <sup>5</sup> / <sub>8</sub> "	10,4 / 7/16"	Lappato	C225952801	100102926 G485
60x30 / 23 <sup>5</sup> / <sub>8</sub> "x11 <sup>6</sup> / <sub>8</sub> "	10,4 / 7/16"	Lappato	C228221571	100102898 G486
60x15 / 23 <sup>5</sup> / <sub>8</sub> "x6"	10,4 / 7/16"	Lappato	C222100541	100102896 G488
60x10 / 23 <sup>5</sup> / <sub>8</sub> "x4"	10,4 / 7/16"	Lappato	C222000751	100102895 G470
60x5 / 23 <sup>5</sup> / <sub>8</sub> "x2"	10,4 / 7/16"	Lappato	C227500501	100102925 G491
120x60 / 47 <sup>2</sup> / <sub>8</sub> "x23 <sup>5</sup> / <sub>8</sub> "	11 / 7/16"	Nature	C221000211	100110037 G478
120x30 / 47 <sup>2</sup> / <sub>8</sub> "x11 <sup>6</sup> / <sub>8</sub> "	11 / 7/16"	Nature	C221400321	100111453 G484
120x15 / 47 <sup>2</sup> / <sub>8</sub> "x6"	11 / 7/16"	Nature	C222700211	100111515 G469
120x10 / 47 <sup>2</sup> / <sub>8</sub> "x4"	11 / 7/16"	Nature	C222500101	100111498 G470
60x60 / 23 <sup>5</sup> / <sub>8</sub> "x23 <sup>5</sup> / <sub>8</sub> "	10,4 / 7/16"	Nature	C225952811	100103066 G462
60x30 / 23 <sup>5</sup> / <sub>8</sub> "x11 <sup>6</sup> / <sub>8</sub> "	10,4 / 7/16"	Nature	C228221691	100103056 G459
60x15 / 23 <sup>5</sup> / <sub>8</sub> "x6"	10,4 / 7/16"	Nature	C222100581	100103064 G483
60x10 / 23 <sup>5</sup> / <sub>8</sub> "x4"	10,4 / 7/16"	Nature	C222000771	100102899 G468
60x5 / 23 <sup>5</sup> / <sub>8</sub> "x2"	10,4 / 7/16"	Nature	C227500511	100102927 G469



Lappato R9A

Nature R10A

## ON BEIGE TIMBER

Formato (cm.) Format (inches)	Espesor (mm.) Thickness (inches)	Acabado Finish	Código KEA KEA Code	Código SAP SAP Code
80x40 / 31 <sup>1</sup> / <sub>2</sub> "x15 <sup>3</sup> / <sub>4</sub> "	10,4 / 7/16"	Lappato	C227600301	100103092 G466
80x20 / 31 <sup>1</sup> / <sub>2</sub> "x7 <sup>3</sup> / <sub>4</sub> "	10,4 / 7/16"	Lappato	C227200251	100103082 G483
80x10 / 31 <sup>1</sup> / <sub>2</sub> "x4"	10,4 / 7/16"	Lappato	C227700021	100103091 G493
80x40 / 31 <sup>1</sup> / <sub>2</sub> "x15 <sup>3</sup> / <sub>4</sub> "	10,4 / 7/16"	Nature	C227600311	100103093 G485
80x20 / 31 <sup>1</sup> / <sub>2</sub> "x7 <sup>3</sup> / <sub>4</sub> "	10,4 / 7/16"	Nature	C227200261	100103083 G484
80x10 / 31 <sup>1</sup> / <sub>2</sub> "x4"	10,4 / 7/16"	Nature	C227700031	100103095 G492

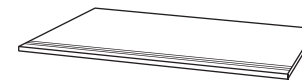


Timber Lappato R10

Timber Nature R10A

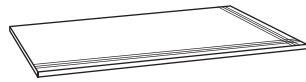

**ON / Zócalo / Skirting Board**

ON	Black	Zócalo	60x9 cm.	23 5/8" x 3 4/8"	Lappato	C229012301	100115229	G407
ON	Black	Zócalo	60x9 cm.	23 5/8" x 3 4/8"	Nature	C229012161	100114894	G407
ON	Black	Zócalo	120x9 cm.	47 2/8" x 3 4/8"	Lappato	C271900171	100114891	G412
ON	Black	Zócalo	120x9 cm.	47 2/8" x 3 4/8"	Nature	C271900151	100114892	G412
ON	Black	Zócalo	80x9 cm.	31 4/8" x 3 4/8"	Timber	C229300141	100115840	G411
ON	Black	Zócalo	80x9 cm.	31 4/8" x 3 4/8"	Timber Lappato	C229300151	100115839	G411
ON	Grey	Zócalo	60x9 cm.	23 5/8" x 3 4/8"	Lappato	C229011621	100098990	G407
ON	Grey	Zócalo	60x9 cm.	23 5/8" x 3 4/8"	Nature	C229011571	100098992	G407
ON	Grey	Zócalo	120x9 cm.	47 2/8" x 3 4/8"	Lappato	C271900181	100114895	G412
ON	Grey	Zócalo	120x9 cm.	47 2/8" x 3 4/8"	Nature	C271900211	100114896	G412
ON	Grey	Zócalo	80x9 cm.	31 4/8" x 3 4/8"	Timber	C229300101	100099004	G411
ON	Grey	Zócalo	80x9 cm.	31 4/8" x 3 4/8"	Timber Lappato	C229300111	100099003	G411
ON	Light Grey	Zócalo	60x9 cm.	23 5/8" x 3 4/8"	Lappato	C229012311	100115775	G407
ON	Light Grey	Zócalo	60x9 cm.	23 5/8" x 3 4/8"	Nature	C229012171	100114900	G407
ON	Light Grey	Zócalo	120x9 cm.	47 2/8" x 3 4/8"	Lappato	C271900201	100114897	G412
ON	Light Grey	Zócalo	120x9 cm.	47 2/8" x 3 4/8"	Nature	C271900191	100114898	G412
ON	Light Grey	Zócalo	80x9 cm.	31 4/8" x 3 4/8"	Timber	C229300161	100115841	G411
ON	Light Grey	Zócalo	80x9 cm.	31 4/8" x 3 4/8"	Timber Lappato	C229300171	100115842	G411
ON	Brown	Zócalo	60x9 cm.	23 5/8" x 3 4/8"	Lappato	C229012321	100119345	G407
ON	Brown	Zócalo	60x9 cm.	23 5/8" x 3 4/8"	Nature	C229012331	100119348	G407
ON	Brown	Zócalo	120x9 cm.	47 2/8" x 3 4/8"	Lappato	C229999581	100119343	G412
ON	Brown	Zócalo	120x9 cm.	47 2/8" x 3 4/8"	Nature	C229999991	100119346	G412
ON	Brown	Zócalo	80x9 cm.	31 4/8" x 3 4/8"	Timber	C229300191	100119349	G411
ON	Brown	Zócalo	80x9 cm.	31 4/8" x 3 4/8"	Timber Lappato	C229300181	100119350	G411
ON	Beige	Zócalo	60x9 cm.	23 5/8" x 3 4/8"	Lappato	C229011881	100105343	G407
ON	Beige	Zócalo	60x9 cm.	23 5/8" x 3 4/8"	Nature	C229011871	100105339	G407
ON	Beige	Zócalo	120x9 cm.	47 2/8" x 3 4/8"	Lappato	C271900141	100114889	G412
ON	Beige	Zócalo	120x9 cm.	47 2/8" x 3 4/8"	Nature	C271900161	100114890	G412
ON	Beige	Zócalo	80x9 cm.	31 4/8" x 3 4/8"	Timber	C229300131	100105344	G411
ON	Beige	Zócalo	80x9 cm.	31 4/8" x 3 4/8"	Timber Lappato	C229300121	100105345	G411

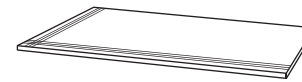

**ON / Huella / Step Tile**

ON	Black	Huella	60x30 cm.	23 5/8" x 11 6/8"	Nature	C228223921	100114752	G414
ON	Black	Huella	60x30 cm.	23 5/8" x 11 6/8"	Lappato	C228223911	100114751	G414
ON	Black	Huella	120x30 cm.	47 2/8" x 11 6/8"	Nature	C221400701	100115028	G424
ON	Black	Huella	120x30 cm.	47 2/8" x 11 6/8"	Lappato	C221400681	100115027	G424
ON	Black	Huella	80x40 cm.	31 4/8" x 15 6/8"	Timber	C227600521	100114874	G417
ON	Black	Huella	80x40 cm.	31 4/8" x 15 6/8"	Timber Lappato	C227600531	100114873	G417
ON	Grey	Huella	60x30 cm.	23 5/8" x 11 6/8"	Nature	C228221291	100100595	G414
ON	Grey	Huella	60x30 cm.	23 5/8" x 11 6/8"	Lappato	C228221311	100100594	G414
ON	Grey	Huella	120x30 cm.	47 2/8" x 11 6/8"	Nature	C221400761	100115030	G424
ON	Grey	Huella	120x30 cm.	47 2/8" x 11 6/8"	Lappato	C221400641	100115029	G424
ON	Grey	Huella	80x40 cm.	31 4/8" x 15 6/8"	Timber	C227600251	100100632	G417
ON	Grey	Huella	80x40 cm.	31 4/8" x 15 6/8"	Timber Lappato	C227600241	100100631	G417
ON	Light Grey	Huella	60x30 cm.	23 5/8" x 11 6/8"	Nature	C228224031	100114754	G414
ON	Light Grey	Huella	60x30 cm.	23 5/8" x 11 6/8"	Lappato	C228223931	100114753	G414
ON	Light Grey	Huella	120x30 cm.	47 2/8" x 11 6/8"	Nature	C221400661	100115032	G424
ON	Light Grey	Huella	120x30 cm.	47 2/8" x 11 6/8"	Lappato	C221400861	100115031	G424
ON	Light Grey	Huella	80x40 cm.	31 4/8" x 15 6/8"	Timber	C227600491	100114876	G417
ON	Light Grey	Huella	80x40 cm.	31 4/8" x 15 6/8"	Timber Lappato	C227600471	100114875	G417
ON	Brown	Huella	60x30 cm.	23 5/8" x 11 6/8"	Nature	C228225371	100128895	G414
ON	Brown	Huella	60x30 cm.	23 5/8" x 11 6/8"	Lappato	C228225341	100128893	G414
ON	Brown	Huella	120x30 cm.	47 2/8" x 11 6/8"	Nature	C221402371	100128920	G424
ON	Brown	Huella	120x30 cm.	47 2/8" x 11 6/8"	Lappato	C221402351	100128919	G424
ON	Brown	Huella	80x40 cm.	31 4/8" x 15 6/8"	Timber	C227600751	100128918	G431
ON	Brown	Huella	80x40 cm.	31 4/8" x 15 6/8"	Timber Lappato	C227600741	100128917	G431
ON	Beige	Huella	60x30 cm.	23 5/8" x 11 6/8"	Nature	C228225781	100105357	G414
ON	Beige	Huella	60x30 cm.	23 5/8" x 11 6/8"	Lappato	C228222601	100105355	G414
ON	Beige	Huella	120x30 cm.	47 2/8" x 11 6/8"	Nature	C221400881	100115026	G424
ON	Beige	Huella	120x30 cm.	47 2/8" x 11 6/8"	Lappato	C221400891	100115025	G424
ON	Beige	Huella	80x40 cm.	31 4/8" x 15 6/8"	Timber	C227600371	100105359	G417
ON	Beige	Huella	80x40 cm.	31 4/8" x 15 6/8"	Timber Lappato	C227600361	100105358	G417



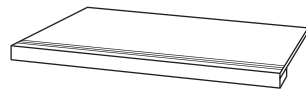

**ON / Huella Esquina Derecha / Step Tile Right Corner**

ON	Black	Huella Esq. Der.	120x30 cm.	47 2/8" x 11 6/8"	Nature	C221401321	100115294	G425
ON	Black	Huella Esq. Der.	120x30 cm.	47 2/8" x 11 6/8"	Lappato	C221401151	100115293	G425
ON	Black	Huella Esq. Der.	60x30 cm.	23 5/8" x 11 6/8"	Nature	C228223971	100114756	G416
ON	Black	Huella Esq. Der.	60x30 cm.	23 5/8" x 11 6/8"	Lappato	C228223961	100114755	G416
ON	Black	Huella Esq. Der.	80x40 cm.	31 4/8" x 15 6/8"	Timber	C227600561	100114866	G431
ON	Black	Huella Esq. Der.	80x40 cm.	31 4/8" x 15 6/8"	Timber Lappato	C227600551	100114865	G431
ON	Grey	Huella Esq. Der.	120x30 cm.	47 2/8" x 11 6/8"	Nature	C221401221	100115296	G425
ON	Grey	Huella Esq. Der.	120x30 cm.	47 2/8" x 11 6/8"	Lappato	C221401171	100115295	G425
ON	Grey	Huella Esq. Der.	60x30 cm.	23 5/8" x 11 6/8"	Nature	C228221281	100100591	G416
ON	Grey	Huella Esq. Der.	60x30 cm.	23 5/8" x 11 6/8"	Lappato	C228221331	100100590	G416
ON	Grey	Huella Esq. Der.	80x40 cm.	31 4/8" x 15 6/8"	Timber	C227600271	100100628	G431
ON	Grey	Huella Esq. Der.	80x40 cm.	31 4/8" x 15 6/8"	Timber Lappato	C227600281	100100627	G431
ON	Light Grey	Huella Esq. Der.	120x30 cm.	47 2/8" x 11 6/8"	Nature	C221401701	100115298	G425
ON	Light Grey	Huella Esq. Der.	120x30 cm.	47 2/8" x 11 6/8"	Lappato	C221401681	100115297	G425
ON	Light Grey	Huella Esq. Der.	60x30 cm.	23 5/8" x 11 6/8"	Nature	C228224001	100114758	G416
ON	Light Grey	Huella Esq. Der.	60x30 cm.	23 5/8" x 11 6/8"	Lappato	C228224021	100114757	G416
ON	Light Grey	Huella Esq. Der.	80x40 cm.	31 4/8" x 15 6/8"	Timber	C227600571	100114868	G431
ON	Light Grey	Huella Esq. Der.	80x40 cm.	31 4/8" x 15 6/8"	Timber Lappato	C227600541	100114867	G431
ON	Brown	Huella Esq. Der.	120x30 cm.	47 2/8" x 11 6/8"	Nature	C221402361	100128921	G425
ON	Brown	Huella Esq. Der.	120x30 cm.	47 2/8" x 11 6/8"	Lappato			G
ON	Brown	Huella Esq. Der.	60x30 cm.	23 5/8" x 11 6/8"	Nature	C228225361	100128899	G416
ON	Brown	Huella Esq. Der.	60x30 cm.	23 5/8" x 11 6/8"	Lappato	C228225391	100128897	G416
ON	Brown	Huella Esq. Der.	80x40 cm.	31 4/8" x 15 6/8"	Timber	C227600781	100128913	G431
ON	Brown	Huella Esq. Der.	80x40 cm.	31 4/8" x 15 6/8"	Timber Lappato	C227600771	100128915	G431
ON	Beige	Huella Esq. Der.	120x30 cm.	47 2/8" x 11 6/8"	Nature	C221401241	100115292	G425
ON	Beige	Huella Esq. Der.	120x30 cm.	47 2/8" x 11 6/8"	Lappato	C221401311	100115291	G425
ON	Beige	Huella Esq. Der.	60x30 cm.	23 5/8" x 11 6/8"	Nature	C228222571	100105350	G416
ON	Beige	Huella Esq. Der.	60x30 cm.	23 5/8" x 11 6/8"	Lappato	C228222591	100105349	G416
ON	Beige	Huella Esq. Der.	80x40 cm.	31 4/8" x 15 6/8"	Timber	C227600341	100103579	G431
ON	Beige	Huella Esq. Der.	80x40 cm.	31 4/8" x 15 6/8"	Timber Lappato	C227600381	100103551	G431

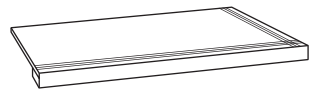

**ON / Huella Esquina Izquierda / Step Tile Left Corner**

ON	Black	Huella Esq. Izq.	120x30 cm.	47 2/8" x 11 6/8"	Nature	C221401641	100115302	G425
ON	Black	Huella Esq. Izq.	120x30 cm.	47 2/8" x 11 6/8"	Lappato	C221401551	100115301	G425
ON	Black	Huella Esq. Izq.	60x30 cm.	23 5/8" x 11 6/8"	Nature	C228223991	100114760	G416
ON	Black	Huella Esq. Izq.	60x30 cm.	23 5/8" x 11 6/8"	Lappato	C228224051	100114759	G416
ON	Black	Huella Esq. Izq.	80x40 cm.	31 4/8" x 15 6/8"	Timber	C227600581	100114870	G431
ON	Black	Huella Esq. Izq.	80x40 cm.	31 4/8" x 15 6/8"	Timber Lappato	C227600501	100114869	G431
ON	Grey	Huella Esq. Izq.	120x30 cm.	47 2/8" x 11 6/8"	Nature	C221401741	100115304	G425
ON	Grey	Huella Esq. Izq.	120x30 cm.	47 2/8" x 11 6/8"	Lappato	C221401421	100115303	G425
ON	Grey	Huella Esq. Izq.	60x30 cm.	23 5/8" x 11 6/8"	Nature	C228221321	100100593	G416
ON	Grey	Huella Esq. Izq.	60x30 cm.	23 5/8" x 11 6/8"	Lappato	C228221301	100100592	G416
ON	Grey	Huella Esq. Izq.	80x40 cm.	31 4/8" x 15 6/8"	Timber	C227600291	100100630	G431
ON	Grey	Huella Esq. Izq.	80x40 cm.	31 4/8" x 15 6/8"	Timber Lappato	C227600261	100100629	G431
ON	Light Grey	Huella Esq. Izq.	120x30 cm.	47 2/8" x 11 6/8"	Nature	C221401671	100115306	G425
ON	Light Grey	Huella Esq. Izq.	120x30 cm.	47 2/8" x 11 6/8"	Lappato	C221401751	100115305	G425
ON	Light Grey	Huella Esq. Izq.	60x30 cm.	23 5/8" x 11 6/8"	Nature	C228223951	100114762	G416
ON	Light Grey	Huella Esq. Izq.	60x30 cm.	23 5/8" x 11 6/8"	Lappato	C228224011	100114761	G416
ON	Light Grey	Huella Esq. Izq.	80x40 cm.	31 4/8" x 15 6/8"	Timber	C227600511	100114872	G431
ON	Light Grey	Huella Esq. Izq.	80x40 cm.	31 4/8" x 15 6/8"	Timber Lappato	C227600481	100114871	G431
ON	Brown	Huella Esq. Izq.	120x30 cm.	47 2/8" x 11 6/8"	Nature	C221402341	100128922	G425
ON	Brown	Huella Esq. Izq.	120x30 cm.	47 2/8" x 11 6/8"	Lappato			G
ON	Brown	Huella Esq. Izq.	60x30 cm.	23 5/8" x 11 6/8"	Nature	C228225351	100128903	G416
ON	Brown	Huella Esq. Izq.	60x30 cm.	23 5/8" x 11 6/8"	Lappato	C228225381	100128901	G416
ON	Brown	Huella Esq. Izq.	80x40 cm.	31 4/8" x 15 6/8"	Timber	C227600791	100128914	G431
ON	Brown	Huella Esq. Izq.	80x40 cm.	31 4/8" x 15 6/8"	Timber Lappato	C227600761	100128916	G431
ON	Beige	Huella Esq. Izq.	120x30 cm.	47 2/8" x 11 6/8"	Nature	C221401721	100115300	G425
ON	Beige	Huella Esq. Izq.	120x30 cm.	47 2/8" x 11 6/8"	Lappato	C221401761	100115299	G425
ON	Beige	Huella Esq. Izq.	60x30 cm.	23 5/8" x 11 6/8"	Nature	C228221731	100103570	G416
ON	Beige	Huella Esq. Izq.	60x30 cm.	23 5/8" x 11 6/8"	Lappato	C228221741	100103569	G416
ON	Beige	Huella Esq. Izq.	80x40 cm.	31 4/8" x 15 6/8"	Timber	C227600351	100103581	G431
ON	Beige	Huella Esq. Izq.	80x40 cm.	31 4/8" x 15 6/8"	Timber Lappato	C227600331	100103580	G431

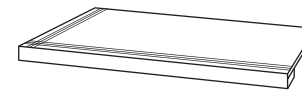



**ON / Peldaño Técnico / Technical Step Tile**

ON	Black	Peld. Téc.	120x30 cm.	47 2/8" x 11 6/8"	Nature	C221400671	100115036	G434
ON	Black	Peld. Téc.	120x30 cm.	47 2/8" x 11 6/8"	Lappato	C221400621	100115035	G434
ON	Black	Peld. Téc.	60x30 cm.	23 5/8" x 11 6/8"	Nature	C228223981	100114768	G425
ON	Black	Peld. Téc.	60x30 cm.	23 5/8" x 11 6/8"	Lappato	C228224061	100114767	G425
ON	Black	Peld. Téc.	80x40 cm.	31 4/8" x 15 6/8"	Timber	C502200431	100114878	G432
ON	Black	Peld. Téc.	80x40 cm.	31 4/8" x 15 6/8"	Timber Lappato	C502200421	100114877	G432
ON	Grey	Peld. Téc.	120x30 cm.	47 2/8" x 11 6/8"	Nature	C221400611	100115038	G434
ON	Grey	Peld. Téc.	120x30 cm.	47 2/8" x 11 6/8"	Lappato	C221400921	100115037	G434
ON	Grey	Peld. Téc.	60x30 cm.	23 5/8" x 11 6/8"	Nature	C228221231	100100585	G425
ON	Grey	Peld. Téc.	60x30 cm.	23 5/8" x 11 6/8"	Lappato	C228221151	100100582	G425
ON	Grey	Peld. Téc.	80x40 cm.	31 4/8" x 15 6/8"	Timber	C502200241	100100625	G432
ON	Grey	Peld. Téc.	80x40 cm.	31 4/8" x 15 6/8"	Timber Lappato	C502200251	100100624	G432
ON	Light Grey	Peld. Téc.	120x30 cm.	47 2/8" x 11 6/8"	Nature	C221400711	100115040	G434
ON	Light Grey	Peld. Téc.	120x30 cm.	47 2/8" x 11 6/8"	Lappato	C221400791	100115039	G434
ON	Light Grey	Peld. Téc.	60x30 cm.	23 5/8" x 11 6/8"	Nature	C228224041	100114769	G425
ON	Light Grey	Peld. Téc.	60x30 cm.	23 5/8" x 11 6/8"	Lappato	C228223941	100114770	G425
ON	Light Grey	Peld. Téc.	80x40 cm.	31 4/8" x 15 6/8"	Timber	C502200401	100114880	G432
ON	Light Grey	Peld. Téc.	80x40 cm.	31 4/8" x 15 6/8"	Timber Lappato	C502200411	100114879	G432
ON	Brown	Peld. Téc.	120x30 cm.	47 2/8" x 11 6/8"	Nature	C221402231	100119364	G434
ON	Brown	Peld. Téc.	120x30 cm.	47 2/8" x 11 6/8"	Lappato	C221402251	100119367	G434
ON	Brown	Peld. Téc.	60x30 cm.	23 5/8" x 11 6/8"	Nature	C228225221	100119366	G425
ON	Brown	Peld. Téc.	60x30 cm.	23 5/8" x 11 6/8"	Lappato	C228225231	100119369	G425
ON	Brown	Peld. Téc.	80x40 cm.	31 4/8" x 15 6/8"	Timber	C227600671	100119359	G485
ON	Brown	Peld. Téc.	80x40 cm.	31 4/8" x 15 6/8"	Timber Lappato	C227600681	100119356	G466
ON	Beige	Peld. Téc.	120x30 cm.	47 2/8" x 11 6/8"	Nature	C221400831	100115034	G434
ON	Beige	Peld. Téc.	120x30 cm.	47 2/8" x 11 6/8"	Lappato	C221400821	100115033	G434
ON	Beige	Peld. Téc.	60x30 cm.	23 5/8" x 11 6/8"	Nature	C228221951	100103600	G425
ON	Beige	Peld. Téc.	60x30 cm.	23 5/8" x 11 6/8"	Lappato	C228221971	100103598	G425
ON	Beige	Peld. Téc.	80x40 cm.	31 4/8" x 15 6/8"	Timber	C502200321	100103587	G432
ON	Beige	Peld. Téc.	80x40 cm.	31 4/8" x 15 6/8"	Timber Lappato	C502200311	100103586	G432


**ON / Peldaño Técnico Esquina Derecha / Technical Step Tile Right Corner**


ON	Black	Peld. Téc. Esq. Der.	120x30 cm.	47 2/8" x 11 6/8"	Nature	C221400871	100115044	G441
ON	Black	Peld. Téc. Esq. Der.	120x30 cm.	47 2/8" x 11 6/8"	Lappato	C221400771	100115043	G441
ON	Black	Peld. Téc. Esq. Der.	60x30 cm.	23 5/8" x 11 6/8"	Nature	C228224111	100114772	G430
ON	Black	Peld. Téc. Esq. Der.	60x30 cm.	23 5/8" x 11 6/8"	Lappato	C228224121	100114771	G430
ON	Black	Peld. Téc. Esq. Der.	80x40 cm.	31 4/8" x 15 6/8"	Timber	C227600631	100114884	G433
ON	Black	Peld. Téc. Esq. Der.	80x40 cm.	31 4/8" x 15 6/8"	Timber Lappato	C227600621	100114883	G433
ON	Grey	Peld. Téc. Esq. Der.	120x30 cm.	47 2/8" x 11 6/8"	Nature	C221400901	100115046	G441
ON	Grey	Peld. Téc. Esq. Der.	120x30 cm.	47 2/8" x 11 6/8"	Lappato	C221400651	100115045	G441
ON	Grey	Peld. Téc. Esq. Der.	60x30 cm.	23 5/8" x 11 6/8"	Nature	C228221061	100100578	G430
ON	Grey	Peld. Téc. Esq. Der.	60x30 cm.	23 5/8" x 11 6/8"	Lappato	C228221211	100100577	G430
ON	Grey	Peld. Téc. Esq. Der.	80x40 cm.	31 4/8" x 15 6/8"	Timber	C502200231	100100616	G433
ON	Grey	Peld. Téc. Esq. Der.	80x40 cm.	31 4/8" x 15 6/8"	Timber Lappato	C502200211	100100615	G433
ON	Light Grey	Peld. Téc. Esq. Der.	120x30 cm.	47 2/8" x 11 6/8"	Nature	C221400691	100115048	G441
ON	Light Grey	Peld. Téc. Esq. Der.	120x30 cm.	47 2/8" x 11 6/8"	Lappato	C221400851	100115047	G441
ON	Light Grey	Peld. Téc. Esq. Der.	60x30 cm.	23 5/8" x 11 6/8"	Nature	C228224101	100114774	G430
ON	Light Grey	Peld. Téc. Esq. Der.	60x30 cm.	23 5/8" x 11 6/8"	Lappato	C228224141	100114773	G430
ON	Light Grey	Peld. Téc. Esq. Der.	80x40 cm.	31 4/8" x 15 6/8"	Timber	C227600611	100114882	G433
ON	Light Grey	Peld. Téc. Esq. Der.	80x40 cm.	31 4/8" x 15 6/8"	Timber Lappato	C227600601	100114881	G433
ON	Brown	Peld. Téc. Esq. Der.	120x30 cm.	47 2/8" x 11 6/8"	Nature	C221402261	100119373	G441
ON	Brown	Peld. Téc. Esq. Der.	120x30 cm.	47 2/8" x 11 6/8"	Lappato	C221402271	100119372	G441
ON	Brown	Peld. Téc. Esq. Der.	60x30 cm.	23 5/8" x 11 6/8"	Nature	C228225261	100119375	G430
ON	Brown	Peld. Téc. Esq. Der.	60x30 cm.	23 5/8" x 11 6/8"	Lappato	C228225241	100119374	G430
ON	Brown	Peld. Téc. Esq. Der.	80x40 cm.	31 4/8" x 15 6/8"	Timber	C227600811	100128935	G433
ON	Brown	Peld. Téc. Esq. Der.	80x40 cm.	31 4/8" x 15 6/8"	Timber Lappato	C227600831	100128936	G433
ON	Beige	Peld. Téc. Esq. Der.	120x30 cm.	47 2/8" x 11 6/8"	Nature	C221400751	100115042	G441
ON	Beige	Peld. Téc. Esq. Der.	120x30 cm.	47 2/8" x 11 6/8"	Lappato	C221400811	100115041	G441
ON	Beige	Peld. Téc. Esq. Der.	60x30 cm.	23 5/8" x 11 6/8"	Nature	C228221771	100103593	G430
ON	Beige	Peld. Téc. Esq. Der.	60x30 cm.	23 5/8" x 11 6/8"	Lappato	C228221761	100103592	G430
ON	Beige	Peld. Téc. Esq. Der.	80x40 cm.	31 4/8" x 15 6/8"	Timber	C502200291	100103583	G433
ON	Beige	Peld. Téc. Esq. Der.	80x40 cm.	31 4/8" x 15 6/8"	Timber Lappato	C502200301	100103582	G433


**ON / Peldaño Técnico Esquina Izquierda / Technical Step Tile Left Corner**

ON	Black	Peld. Téc. Esq. Izq.	120x30 cm.	47 2/8" x 11 6/8"	Nature	C221400731	100115052	G441
ON	Black	Peld. Téc. Esq. Izq.	120x30 cm.	47 2/8" x 11 6/8"	Lappato	C221400631	100115051	G441
ON	Black	Peld. Téc. Esq. Izq.	60x30 cm.	23 5/8" x 11 6/8"	Nature	C228224131	100114776	G430
ON	Black	Peld. Téc. Esq. Izq.	60x30 cm.	23 5/8" x 11 6/8"	Lappato	C228224081	100114775	G430
ON	Black	Peld. Téc. Esq. Izq.	80x40 cm.	31 4/8" x 15 6/8"	Timber	C227600661	100114888	G433
ON	Black	Peld. Téc. Esq. Izq.	80x40 cm.	31 4/8" x 15 6/8"	Timber Lappato	C227600641	100114887	G433
ON	Grey	Peld. Téc. Esq. Izq.	120x30 cm.	47 2/8" x 11 6/8"	Nature	C221400741	100115054	G441
ON	Grey	Peld. Téc. Esq. Izq.	120x30 cm.	47 2/8" x 11 6/8"	Lappato	C221400841	100115053	G441
ON	Grey	Peld. Téc. Esq. Izq.	60x30 cm.	23 5/8" x 11 6/8"	Nature	C228221131	100100579	G430
ON	Grey	Peld. Téc. Esq. Izq.	60x30 cm.	23 5/8" x 11 6/8"	Lappato	C228221341	100100617	G430
ON	Grey	Peld. Téc. Esq. Izq.	80x40 cm.	31 4/8" x 15 6/8"	Timber	C502200221	100100620	G433
ON	Grey	Peld. Téc. Esq. Izq.	80x40 cm.	31 4/8" x 15 6/8"	Timber Lappato	C502200261	100100619	G433
ON	Light Grey	Peld. Téc. Esq. Izq.	120x30 cm.	47 2/8" x 11 6/8"	Nature	C221400911	100115056	G441
ON	Light Grey	Peld. Téc. Esq. Izq.	120x30 cm.	47 2/8" x 11 6/8"	Lappato	C221400721	100115055	G441
ON	Light Grey	Peld. Téc. Esq. Izq.	60x30 cm.	23 5/8" x 11 6/8"	Nature	C228224071	100114778	G430
ON	Light Grey	Peld. Téc. Esq. Izq.	60x30 cm.	23 5/8" x 11 6/8"	Lappato	C228224091	100114777	G430
ON	Light Grey	Peld. Téc. Esq. Izq.	80x40 cm.	31 4/8" x 15 6/8"	Timber	C227600651	100114886	G433
ON	Light Grey	Peld. Téc. Esq. Izq.	80x40 cm.	31 4/8" x 15 6/8"	Timber Lappato	C227600591	100114885	G433
ON	Brown	Peld. Téc. Esq. Izq.	120x30 cm.	47 2/8" x 11 6/8"	Nature	C221402281	100119377	G441
ON	Brown	Peld. Téc. Esq. Izq.	120x30 cm.	47 2/8" x 11 6/8"	Lappato	C221402241	100119376	G441
ON	Brown	Peld. Téc. Esq. Izq.	60x30 cm.	23 5/8" x 11 6/8"	Nature	C228225251	100119379	G430
ON	Brown	Peld. Téc. Esq. Izq.	60x30 cm.	23 5/8" x 11 6/8"	Lappato	C228225211	100119378	G430
ON	Brown	Peld. Téc. Esq. Izq.	80x40 cm.	31 4/8" x 15 6/8"	Timber	C227600821	100128937	G433
ON	Brown	Peld. Téc. Esq. Izq.	80x40 cm.	31 4/8" x 15 6/8"	Timber Lappato	C227600801	100128938	G433
ON	Beige	Peld. Téc. Esq. Izq.	120x30 cm.	47 2/8" x 11 6/8"	Nature	C221400801	100115050	G441
ON	Beige	Peld. Téc. Esq. Izq.	120x30 cm.	47 2/8" x 11 6/8"	Lappato	C221400781	100115049	G441
ON	Beige	Peld. Téc. Esq. Izq.	60x30 cm.	23 5/8" x 11 6/8"	Nature	C228221781	100103595	G430
ON	Beige	Peld. Téc. Esq. Izq.	60x30 cm.	23 5/8" x 11 6/8"	Lappato	C228221891	100103594	G430
ON	Beige	Peld. Téc. Esq. Izq.	80x40 cm.	31 4/8" x 15 6/8"	Timber	C502200271	100103585	G433
ON	Beige	Peld. Téc. Esq. Izq.	80x40 cm.	31 4/8" x 15 6/8"	Timber Lappato	C502200281	100103584	G433

Yazz Black Lappato 60x60 cm.  
Yazz Black Nature 60x30 cm.

---



YAZZ COLLECTION  
YAZZ SPECIAL PIECES

---


**YAZZ**





Yazz Grey Lappato 60x60 cm.  
Yazz Grey Lappato 60x30 cm.

---




---

**YAZZ**



**YAZZ BLACK**

Formato (cm.) Format (inches)	Espesor (mm.) Thickness (inches)	Acabado Finish	Código KEA KEA Code	Código SAP SAP Code
90x45 / 35 <sup>1</sup> / <sub>2</sub> "x17 <sup>3</sup> / <sub>4</sub> "	9,5 / 6/16"	Lappato	C221800001	100098671 G485
60x60 / 23 <sup>5</sup> / <sub>8</sub> "x23 <sup>5</sup> / <sub>8</sub> "	10,4 / 7/16"	Lappato	C225952681	100096915 G485
60x30 / 23 <sup>5</sup> / <sub>8</sub> "x11 <sup>6</sup> / <sub>8</sub> "	10,4 / 7/16"	Lappato	C222996711	100096914 G486
60x15 / 23 <sup>5</sup> / <sub>8</sub> "x6"	10,4 / 7/16"	Lappato	C222100451	100098117 G488
60x10 / 23 <sup>5</sup> / <sub>8</sub> "x4"	10,4 / 7/16"	Lappato	C222000681	100098093 G470
60x5 / 23 <sup>5</sup> / <sub>8</sub> "x2"	10,4 / 7/16"	Lappato	C227500371	100098092 G491
90x45 / 35 <sup>1</sup> / <sub>2</sub> "x17 <sup>3</sup> / <sub>4</sub> "	9,5 / 6/16"	Nature	C221800011	100098672 G462
60x60 / 23 <sup>5</sup> / <sub>8</sub> "x23 <sup>5</sup> / <sub>8</sub> "	10,4 / 7/16"	Nature	C225952661	100096880 G462
60x30 / 23 <sup>5</sup> / <sub>8</sub> "x11 <sup>6</sup> / <sub>8</sub> "	10,4 / 7/16"	Nature	C222996751	100096869 G459
60x15 / 23 <sup>5</sup> / <sub>8</sub> "x6"	10,4 / 7/16"	Nature	C222100481	100098118 G483
60x10 / 23 <sup>5</sup> / <sub>8</sub> "x4"	10,4 / 7/16"	Nature	C222000661	100098095 G468
60x5 / 23 <sup>5</sup> / <sub>8</sub> "x2"	10,4 / 7/16"	Nature	C227500381	100098094 G469



Lappato R9A

Nature R10A

**YAZZ BLACK PICKED**

Formato (cm.) Format (inches)	Espesor (mm.) Thickness (inches)	Acabado Finish	Código KEA KEA Code	Código SAP SAP Code
60x60 / 23 <sup>5</sup> / <sub>8</sub> "x23 <sup>5</sup> / <sub>8</sub> "	10,4 / 7/16"	P. Lappato	C225952621	100096895 G485
60x30 / 23 <sup>5</sup> / <sub>8</sub> "x11 <sup>6</sup> / <sub>8</sub> "	10,4 / 7/16"	P. Lappato	C222996791	100096871 G486
60x15 / 23 <sup>5</sup> / <sub>8</sub> "x6"	10,4 / 7/16"	P. Lappato	C222100471	100098119 G488
60x10 / 23 <sup>5</sup> / <sub>8</sub> "x4"	10,4 / 7/16"	P. Lappato	C222000721	100098097 G470
60x5 / 23 <sup>5</sup> / <sub>8</sub> "x2"	10,4 / 7/16"	P. Lappato	C227500361	100098096 G491
60x60 / 23 <sup>5</sup> / <sub>8</sub> "x23 <sup>5</sup> / <sub>8</sub> "	10,4 / 7/16"	Picked R11B	C225952601	100096894 G462
60x30 / 23 <sup>5</sup> / <sub>8</sub> "x11 <sup>6</sup> / <sub>8</sub> "	10,4 / 7/16"	Picked R11B	C222996731	100096870 G459
60x15 / 23 <sup>5</sup> / <sub>8</sub> "x6"	10,4 / 7/16"	Picked R11B	C222100521	100098121 G483
60x10 / 23 <sup>5</sup> / <sub>8</sub> "x4"	10,4 / 7/16"	Picked R11B	C222000711	100098099 G468
60x5 / 23 <sup>5</sup> / <sub>8</sub> "x2"	10,4 / 7/16"	Picked R11B	C227500401	100098100 G469



Picked Lappato R10A

Picked R11B



## YAZZ GREY

Formato (cm.) Format (inches)	Espesor (mm.) Thickness (inches)	Acabado Finish	Código KEA KEA Code	Código SAP SAP Code
90x45 / 35 <sup>1</sup> / <sub>2</sub> "x17 <sup>3</sup> / <sub>4</sub> "	9,5 / 6/16"	Lappato	C221800021	100098673 G485
60x60 / 23 <sup>5</sup> / <sub>8</sub> "x23 <sup>5</sup> / <sub>8</sub> "	10,4 / 7/16"	Lappato	C225952671	100096918 G485
60x30 / 23 <sup>5</sup> / <sub>8</sub> "x11 <sup>6</sup> / <sub>8</sub> "	10,4 / 7/16"	Lappato	C222996721	100096917 G486
60x15 / 23 <sup>5</sup> / <sub>8</sub> "x6"	10,4 / 7/16"	Lappato	C222100461	100098122 G488
60x10 / 23 <sup>5</sup> / <sub>8</sub> "x4"	10,4 / 7/16"	Lappato	C222000731	100098102 G470
60x5 / 23 <sup>5</sup> / <sub>8</sub> "x2"	10,4 / 7/16"	Lappato	C227500461	100098101 G491
90x45 / 35 <sup>1</sup> / <sub>2</sub> "x17 <sup>3</sup> / <sub>4</sub> "	9,5 / 6/16"	Nature	C221800031	100098674 G462
60x60 / 23 <sup>5</sup> / <sub>8</sub> "x23 <sup>5</sup> / <sub>8</sub> "	10,4 / 7/16"	Nature	C225952651	100096881 G462
60x30 / 23 <sup>5</sup> / <sub>8</sub> "x11 <sup>6</sup> / <sub>8</sub> "	10,4 / 7/16"	Nature	C222996801	100096873 G459
60x15 / 23 <sup>5</sup> / <sub>8</sub> "x6"	10,4 / 7/16"	Nature	C222100511	100098123 G483
60x10 / 23 <sup>5</sup> / <sub>8</sub> "x4"	10,4 / 7/16"	Nature	C222000671	100098104 G468
60x5 / 23 <sup>5</sup> / <sub>8</sub> "x2"	10,4 / 7/16"	Nature	C227500481	100098103 G469



Lappato R9A

Nature R10A

## YAZZ GREY PICKED

Formato (cm.) Format (inches)	Espesor (mm.) Thickness (inches)	Acabado Finish	Código KEA KEA Code	Código SAP SAP Code
60x60 / 23 <sup>5</sup> / <sub>8</sub> "x23 <sup>5</sup> / <sub>8</sub> "	10,4 / 7/16"	P. Lappato	C225952631	100096898 G485
60x30 / 23 <sup>5</sup> / <sub>8</sub> "x11 <sup>6</sup> / <sub>8</sub> "	10,4 / 7/16"	P. Lappato	C222996771	100096875 G486
60x15 / 23 <sup>5</sup> / <sub>8</sub> "x6"	10,4 / 7/16"	P. Lappato	C222100441	100098126 G488
60x10 / 23 <sup>5</sup> / <sub>8</sub> "x4"	10,4 / 7/16"	P. Lappato	C222000651	100098106 G470
60x5 / 23 <sup>5</sup> / <sub>8</sub> "x2"	10,4 / 7/16"	P. Lappato	C227500451	100098105 G491
60x60 / 23 <sup>5</sup> / <sub>8</sub> "x23 <sup>5</sup> / <sub>8</sub> "	10,4 / 7/16"	Picked R11B	C225952591	100096897 G462
60x30 / 23 <sup>5</sup> / <sub>8</sub> "x11 <sup>6</sup> / <sub>8</sub> "	10,4 / 7/16"	Picked R11B	C222996741	100096874 G459
60x15 / 23 <sup>5</sup> / <sub>8</sub> "x6"	10,4 / 7/16"	Picked R11B	C222100421	100098125 G483
60x10 / 23 <sup>5</sup> / <sub>8</sub> "x4"	10,4 / 7/16"	Picked R11B	C222000691	100098110 G468
60x5 / 23 <sup>5</sup> / <sub>8</sub> "x2"	10,4 / 7/16"	Picked R11B	C227500471	100098108 G469



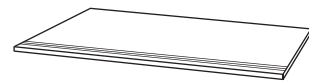
Picked Lappato R10A

Picked R11B

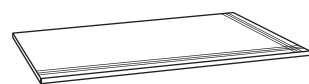



**YAZZ / Zócalo / Skirting Board**

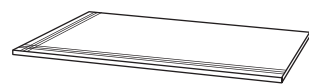
YAZZ	Black	Zócalo	60x9 cm.	23 5/8" x 3 4/8"	Picked Lappato	C229011611	100098946	G407
YAZZ	Black	Zócalo	60x9 cm.	23 5/8" x 3 4/8"	Picked	C229011631	100098941	G407
YAZZ	Black	Zócalo	60x9 cm.	23 5/8" x 3 4/8"	Nature	C229011541	100098944	G407
YAZZ	Black	Zócalo	60x9 cm.	23 5/8" x 3 4/8"	Lappato	C229011581	100098943	G407
YAZZ	Grey	Zócalo	60x9 cm.	23 5/8" x 3 4/8"	Picked Lappato	C229011551	100098950	G407
YAZZ	Grey	Zócalo	60x9 cm.	23 5/8" x 3 4/8"	Picked	C229011601	100098942	G407
YAZZ	Grey	Zócalo	60x9 cm.	23 5/8" x 3 4/8"	Nature	C229011591	100098948	G407
YAZZ	Grey	Zócalo	60x9 cm.	23 5/8" x 3 4/8"	Lappato	C229011561	100098947	G407


**YAZZ / Huella / Step Tile**

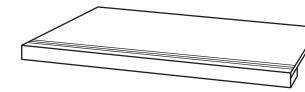
YAZZ	Black	Huella	60x30 cm.	23 5/8" x 11 6/8"	Picked	C228220961	100100543	G414
YAZZ	Black	Huella	60x30 cm.	23 5/8" x 11 6/8"	Picked Lappato	C228220701	100100215	G414
YAZZ	Black	Huella	60x30 cm.	23 5/8" x 11 6/8"	Nature	C228220711	100100214	G414
YAZZ	Black	Huella	60x30 cm.	23 5/8" x 11 6/8"	Lappato	C228220721	100100213	G414
YAZZ	Grey	Huella	60x30 cm.	23 5/8" x 11 6/8"	Picked	C228220951	100100548	G414
YAZZ	Grey	Huella	60x30 cm.	23 5/8" x 11 6/8"	Picked Lappato	C228220971	100100546	G414
YAZZ	Grey	Huella	60x30 cm.	23 5/8" x 11 6/8"	Nature	C228220931	100100545	G414
YAZZ	Grey	Huella	60x30 cm.	23 5/8" x 11 6/8"	Lappato	C228220981	100100544	G414


**YAZZ / Huella Esquina Derecha / Step Tile Right Corner**

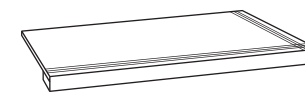
YAZZ	Black	Huella Esq. Der.	60x30 cm.	23 5/8" x 11 6/8"	Picked	C228220821	100100196	G416
YAZZ	Black	Huella Esq. Der.	60x30 cm.	23 5/8" x 11 6/8"	Picked Lappato	C228220861	100100194	G416
YAZZ	Black	Huella Esq. Der.	60x30 cm.	23 5/8" x 11 6/8"	Nature	C228220871	100100193	G416
YAZZ	Black	Huella Esq. Der.	60x30 cm.	23 5/8" x 11 6/8"	Lappato	C228220831	100100201	G416
YAZZ	Grey	Huella Esq. Der.	60x30 cm.	23 5/8" x 11 6/8"	Picked	C228220771	100100199	G416
YAZZ	Grey	Huella Esq. Der.	60x30 cm.	23 5/8" x 11 6/8"	Picked Lappato	C228220761	100100197	G416
YAZZ	Grey	Huella Esq. Der.	60x30 cm.	23 5/8" x 11 6/8"	Nature	C228220921	100100203	G416
YAZZ	Grey	Huella Esq. Der.	60x30 cm.	23 5/8" x 11 6/8"	Lappato	C228220811	100100202	G416


**YAZZ / Huella Esquina Izquierda / Step Tile Left Corner**

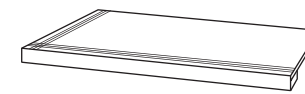
YAZZ	Black	Huella Esq. Izq.	60x30 cm.	23 5/8" x 11 6/8"	Picked	C228220891	100100207	G416
YAZZ	Black	Huella Esq. Izq.	60x30 cm.	23 5/8" x 11 6/8"	Picked Lappato	C228220731	100100205	G416
YAZZ	Black	Huella Esq. Izq.	60x30 cm.	23 5/8" x 11 6/8"	Nature	C228220851	100100200	G416
YAZZ	Black	Huella Esq. Izq.	60x30 cm.	23 5/8" x 11 6/8"	Lappato	C228220751	100100204	G416
YAZZ	Grey	Huella Esq. Izq.	60x30 cm.	23 5/8" x 11 6/8"	Picked	C228220901	100100212	G416
YAZZ	Grey	Huella Esq. Izq.	60x30 cm.	23 5/8" x 11 6/8"	Picked Lappato	C228220781	100100210	G416
YAZZ	Grey	Huella Esq. Izq.	60x30 cm.	23 5/8" x 11 6/8"	Nature	C228220881	100100209	G416
YAZZ	Grey	Huella Esq. Izq.	60x30 cm.	23 5/8" x 11 6/8"	Lappato	C228220791	100100208	G416


**YAZZ / Peldaño Técnico / Technical Step Tile**

YAZZ	Black	Peld. Téc.	60x30 cm.	23 5/8" x 11 6/8"	Picked	C228221201	100100570	G425
YAZZ	Black	Peld. Téc.	60x30 cm.	23 5/8" x 11 6/8"	Picked Lappato	C228221171	100100569	G425
YAZZ	Black	Peld. Téc.	60x30 cm.	23 5/8" x 11 6/8"	Nature	C228221121	100100568	G425
YAZZ	Black	Peld. Téc.	60x30 cm.	23 5/8" x 11 6/8"	Lappato	C228221181	100100567	G425
YAZZ	Grey	Peld. Téc.	60x30 cm.	23 5/8" x 11 6/8"	Picked Lappato	C228221191	100100574	G425
YAZZ	Grey	Peld. Téc.	60x30 cm.	23 5/8" x 11 6/8"	Picked	C228221251	100100573	G425
YAZZ	Grey	Peld. Téc.	60x30 cm.	23 5/8" x 11 6/8"	Nature	C228221141	100100572	G425
YAZZ	Grey	Peld. Téc.	60x30 cm.	23 5/8" x 11 6/8"	Lappato	C228221261	100100571	G425


**YAZZ / Peldaño Técnico Esquina Derecha / Technical Step Tile Right Corner**

YAZZ	Black	Peld. Téc. Esq. Der.	60x30 cm.	23 5/8" x 11 6/8"	Picked Lappato	C228221161	100100554	G430
YAZZ	Black	Peld. Téc. Esq. Der.	60x30 cm.	23 5/8" x 11 6/8"	Picked	C228221001	100100553	G430
YAZZ	Black	Peld. Téc. Esq. Der.	60x30 cm.	23 5/8" x 11 6/8"	Nature	C228221071	100100552	G430
YAZZ	Black	Peld. Téc. Esq. Der.	60x30 cm.	23 5/8" x 11 6/8"	Lappato	C228221011	100100551	G430
YAZZ	Grey	Peld. Téc. Esq. Der.	60x30 cm.	23 5/8" x 11 6/8"	Picked	C228221031	100100558	G430
YAZZ	Grey	Peld. Téc. Esq. Der.	60x30 cm.	23 5/8" x 11 6/8"	Picked Lappato	C228220991	100100557	G430
YAZZ	Grey	Peld. Téc. Esq. Der.	60x30 cm.	23 5/8" x 11 6/8"	Nature	C228221041	100100556	G430
YAZZ	Grey	Peld. Téc. Esq. Der.	60x30 cm.	23 5/8" x 11 6/8"	Lappato	C228221081	100100555	G430


**YAZZ / Peldaño Técnico Esquina Izquierda / Technical Step Tile Left Corner**

YAZZ	Black	Peld. Téc. Esq. Izq.	60x30 cm.	23 5/8" x 11 6/8"	Picked Lappato	C228221051	100100562	G430
YAZZ	Black	Peld. Téc. Esq. Izq.	60x30 cm.	23 5/8" x 11 6/8"	Picked	C228221091	100100561	G430
YAZZ	Black	Peld. Téc. Esq. Izq.	60x30 cm.	23 5/8" x 11 6/8"	Nature	C228221241	100100560	G430
YAZZ	Black	Peld. Téc. Esq. Izq.	60x30 cm.	23 5/8" x 11 6/8"	Lappato	C228221271	100100559	G430
YAZZ	Grey	Peld. Téc. Esq. Izq.	60x30 cm.	23 5/8" x 11 6/8"	Picked	C228221101	100100566	G430
YAZZ	Grey	Peld. Téc. Esq. Izq.	60x30 cm.	23 5/8" x 11 6/8"	Picked Lappato	C228221221	100100565	G430
YAZZ	Grey	Peld. Téc. Esq. Izq.	60x30 cm.	23 5/8" x 11 6/8"	Nature	C228221111	100100564	G430
YAZZ	Grey	Peld. Téc. Esq. Izq.	60x30 cm.	23 5/8" x 11 6/8"	Lappato	C228221021	100100563	G430

Avenue Grey Lappato 120x60 cm.

---



AVENUE COLLECTION  
AVENUE MOSAIC COLLECTION  
AVENUE ANTICATO COLLECTION  
AVENUE SPECIAL PIECES

---

# AVENUE



## AVENUE BLACK

Formato (cm.) Format (inches)	Espesor (mm.) Thickness (inches)	Acabado Finish	Código KEA KEA Code	Código SAP SAP Code	Valor UPEC UPEC Value
120x60 / 47 <sup>2</sup> / <sub>8</sub> "x23 <sup>5</sup> / <sub>8</sub> "	11 / 7/16"	Lappato	C221000281	100110201 G476	-
120x30 / 47 <sup>2</sup> / <sub>8</sub> "x11 <sup>6</sup> / <sub>8</sub> "	11 / 7/16"	Lappato	C221400241	100111456 G474	-
120X15 / 47 <sup>2</sup> / <sub>8</sub> "x6"	11 / 7/16"	Lappato	C222700121	100111503 G489	-
120X10 / 47 <sup>2</sup> / <sub>8</sub> "x4"	11 / 7/16"	Lappato	C222500171	100111475 G491	-
60x60 / 23 <sup>5</sup> / <sub>8</sub> "x23 <sup>5</sup> / <sub>8</sub> "	10,4 / 7/16"	Lappato	C225951851	100069395 G458	-
60x30 / 23 <sup>5</sup> / <sub>8</sub> "x11 <sup>6</sup> / <sub>8</sub> "	10,4 / 7/16"	Lappato	C222998861	100069394 G456	-
60x15 / 23 <sup>5</sup> / <sub>8</sub> "x6"	10,4 / 7/16"	Lappato	C222100161	100091197 G483	-
60x10 / 23 <sup>5</sup> / <sub>8</sub> "x4"	10,4 / 7/16"	Lappato	C222000471	100091192 G468	-
60x5 / 23 <sup>5</sup> / <sub>8</sub> "x2"	10,4 / 7/16"	Lappato	C227500161	100091172 G469	-
120x60 / 47 <sup>2</sup> / <sub>8</sub> "x23 <sup>5</sup> / <sub>8</sub> "	11 / 7/16"	Nature	C221000251	100110032 G486	U4 P3 E3 C2
120x30 / 47 <sup>2</sup> / <sub>8</sub> "x11 <sup>6</sup> / <sub>8</sub> "	11 / 7/16"	Nature	C221400181	100111457 G467	-
120X15 / 47 <sup>2</sup> / <sub>8</sub> "x6"	11 / 7/16"	Nature	C222700131	100111504 G484	-
120X10 / 47 <sup>2</sup> / <sub>8</sub> "x4"	11 / 7/16"	Nature	C222500301	100111489 G474	-
60x60 / 23 <sup>5</sup> / <sub>8</sub> "x23 <sup>5</sup> / <sub>8</sub> "	10,4 / 7/16"	Nature	C225951541	100062429 G456	U4 P4 + E3 C2
60x30 / 23 <sup>5</sup> / <sub>8</sub> "x11 <sup>6</sup> / <sub>8</sub> "	10,4 / 7/16"	Nature	C222998661	100062428 G454	U4 P4 E3 C2
60x15 / 23 <sup>5</sup> / <sub>8</sub> "x6"	10,4 / 7/16"	Nature	C222100181	100091198 G476	-
60x10 / 23 <sup>5</sup> / <sub>8</sub> "x4"	10,4 / 7/16"	Nature	C222000031	100072907 G467	-
60x5 / 23 <sup>5</sup> / <sub>8</sub> "x2"	10,4 / 7/16"	Nature	C227500171	100091173 G481	-
60x60 / 23 <sup>5</sup> / <sub>8</sub> "x23 <sup>5</sup> / <sub>8</sub> "	10,4 / 7/16"	Texture	C225951621	100062462 G456	U4 P4 + E3 C2
60x30 / 23 <sup>5</sup> / <sub>8</sub> "x11 <sup>6</sup> / <sub>8</sub> "	10,4 / 7/16"	Texture	C222998651	100062430 G454	U4 P4 E3 C2
60x15 / 23 <sup>5</sup> / <sub>8</sub> "x6"	10,4 / 7/16"	Texture	C222100231	100091199 G476	-
60x10 / 23 <sup>5</sup> / <sub>8</sub> "x4"	10,4 / 7/16"	Texture	C222000001	100072908 G467	-
60x5 / 23 <sup>5</sup> / <sub>8</sub> "x2"	10,4 / 7/16"	Texture	C227500131	100091174 G481	-



Lappato R9A

Nature R10A

Texture R10A



## AVENUE GREY

Formato (cm.) Format (inches)	Espesor (mm.) Thickness (inches)	Acabado Finish	Código KEA KEA Code	Código SAP SAP Code	Valor UPEC UPEC Value
120x60 / 47 <sup>2</sup> / <sub>8</sub> "x23 <sup>5</sup> / <sub>8</sub> "	11 / 7/16"	Lappato	C221000301	100110203 G476	-
120x30 / 47 <sup>2</sup> / <sub>8</sub> "x11 <sup>6</sup> / <sub>8</sub> "	11 / 7/16"	Lappato	C221400351	100111460 G474	-
120X15 / 47 <sup>2</sup> / <sub>8</sub> "x6"	11 / 7/16"	Lappato	C222700271	100111507 G489	-
120X10 / 47 <sup>2</sup> / <sub>8</sub> "x4"	11 / 7/16"	Lappato	C222500121	100111477 G491	-
60x60 / 23 <sup>5</sup> / <sub>8</sub> "x23 <sup>5</sup> / <sub>8</sub> "	10,4 / 7/16"	Lappato	C225951861	100069399 G458	-
60x30 / 23 <sup>5</sup> / <sub>8</sub> "x11 <sup>6</sup> / <sub>8</sub> "	10,4 / 7/16"	Lappato	C222998781	100069398 G456	-
60x15 / 23 <sup>5</sup> / <sub>8</sub> "x6"	10,4 / 7/16"	Lappato	C222100191	100091203 G483	-
60x10 / 23 <sup>5</sup> / <sub>8</sub> "x4"	10,4 / 7/16"	Lappato	C222000441	100091194 G468	-
60x5 / 23 <sup>5</sup> / <sub>8</sub> "x2"	10,4 / 7/16"	Lappato	C227500101	100091178 G469	-
120x60 / 47 <sup>2</sup> / <sub>8</sub> "x23 <sup>5</sup> / <sub>8</sub> "	11 / 7/16"	Nature	C221000191	100110034 G486	U4 P3 E3 C2
120x30 / 47 <sup>2</sup> / <sub>8</sub> "x11 <sup>6</sup> / <sub>8</sub> "	11 / 7/16"	Nature	C221400331	100111461 G467	-
120X15 / 47 <sup>2</sup> / <sub>8</sub> "x6"	11 / 7/16"	Nature	C222700151	100111508 G484	-
120X10 / 47 <sup>2</sup> / <sub>8</sub> "x4"	11 / 7/16"	Nature	C222500111	100111478 G474	-
60x60 / 23 <sup>5</sup> / <sub>8</sub> "x23 <sup>5</sup> / <sub>8</sub> "	10,4 / 7/16"	Nature	C225951601	100062417 G456	U4 P4 + E3 C2
60x30 / 23 <sup>5</sup> / <sub>8</sub> "x11 <sup>6</sup> / <sub>8</sub> "	10,4 / 7/16"	Nature	C222998641	100062433 G454	U4 P4 E3 C2
60x15 / 23 <sup>5</sup> / <sub>8</sub> "x6"	10,4 / 7/16"	Nature	C222100131	100091204 G476	-
60x10 / 23 <sup>5</sup> / <sub>8</sub> "x4"	10,4 / 7/16"	Nature	C222000091	100072900 G467	-
60x5 / 23 <sup>5</sup> / <sub>8</sub> "x2"	10,4 / 7/16"	Nature	C227500181	100091179 G481	-
60x60 / 23 <sup>5</sup> / <sub>8</sub> "x23 <sup>5</sup> / <sub>8</sub> "	10,4 / 7/16"	Texture	C225951551	100062435 G456	U4 P4 + E3 C2
60x30 / 23 <sup>5</sup> / <sub>8</sub> "x11 <sup>6</sup> / <sub>8</sub> "	10,4 / 7/16"	Texture	C222998631	100062434 G454	U4 P4 E3 C2
60x15 / 23 <sup>5</sup> / <sub>8</sub> "x6"	10,4 / 7/16"	Texture	C222100221	100091205 G476	-
60x10 / 23 <sup>5</sup> / <sub>8</sub> "x4"	10,4 / 7/16"	Texture	C222000191	100072910 G467	-
60x5 / 23 <sup>5</sup> / <sub>8</sub> "x2"	10,4 / 7/16"	Texture	C227500141	100091180 G481	-



Lappato R9A

Nature R10A

Texture R10A

## AVENUE BROWN

Formato (cm.) Format (inches)	Espesor (mm.) Thickness (inches)	Acabado Finish	Código KEA KEA Code	Código SAP SAP Code	Valor UPEC UPEC Value
120x60 / 47 <sup>2</sup> / <sub>8</sub> "x23 <sup>5</sup> / <sub>8</sub> "	11 / 7/16"	Lappato	C221000271	100110202 G476	-
120x30 / 47 <sup>2</sup> / <sub>8</sub> "x11 <sup>6</sup> / <sub>8</sub> "	11 / 7/16"	Lappato	C221400231	100111458 G474	-
120X15 / 47 <sup>2</sup> / <sub>8</sub> "x6"	11 / 7/16"	Lappato	C222700161	100111505 G489	-
120X10 / 47 <sup>2</sup> / <sub>8</sub> "x4"	11 / 7/16"	Lappato	C222500211	100111476 G491	-
60x60 / 23 <sup>5</sup> / <sub>8</sub> "x23 <sup>5</sup> / <sub>8</sub> "	10,4 / 7/16"	Lappato	C225951971	100069397 G458	-
60x30 / 23 <sup>5</sup> / <sub>8</sub> "x11 <sup>6</sup> / <sub>8</sub> "	10,4 / 7/16"	Lappato	C222998681	100069396 G456	-
60x15 / 23 <sup>5</sup> / <sub>8</sub> "x6"	10,4 / 7/16"	Lappato	C222100201	100091200 G483	-
60x10 / 23 <sup>5</sup> / <sub>8</sub> "x4"	10,4 / 7/16"	Lappato	C222000461	100091193 G468	-
60x5 / 23 <sup>5</sup> / <sub>8</sub> "x2"	10,4 / 7/16"	Lappato	C227500121	100091175 G469	-
120x60 / 47 <sup>2</sup> / <sub>8</sub> "x23 <sup>5</sup> / <sub>8</sub> "	11 / 7/16"	Nature	C221000231	100110033 G486	U4 P3 E3 C2
120x30 / 47 <sup>2</sup> / <sub>8</sub> "x11 <sup>6</sup> / <sub>8</sub> "	11 / 7/16"	Nature	C221400211	100111459 G467	-
120X15 / 47 <sup>2</sup> / <sub>8</sub> "x6"	11 / 7/16"	Nature	C222700231	100111506 G484	-
120X10 / 47 <sup>2</sup> / <sub>8</sub> "x4"	11 / 7/16"	Nature	C222500291	100111490 G474	-
60x60 / 23 <sup>5</sup> / <sub>8</sub> "x23 <sup>5</sup> / <sub>8</sub> "	10,4 / 7/16"	Nature	C225951571	100062431 G456	U4 P4 + E3 C2
60x30 / 23 <sup>5</sup> / <sub>8</sub> "x11 <sup>6</sup> / <sub>8</sub> "	10,4 / 7/16"	Nature	C222998611	100062457 G454	U4 P4 E3 C2
60x15 / 23 <sup>5</sup> / <sub>8</sub> "x6"	10,4 / 7/16"	Nature	C222100141	100091201 G476	-
60x10 / 23 <sup>5</sup> / <sub>8</sub> "x4"	10,4 / 7/16"	Nature	C222000061	100072899 G467	-
60x5 / 23 <sup>5</sup> / <sub>8</sub> "x2"	10,4 / 7/16"	Nature	C227500151	100091176 G481	-
60x60 / 23 <sup>5</sup> / <sub>8</sub> "x23 <sup>5</sup> / <sub>8</sub> "	10,4 / 7/16"	Texture	C225951561	100062432 G456	U4 P4 + E3 C2
60x30 / 23 <sup>5</sup> / <sub>8</sub> "x11 <sup>6</sup> / <sub>8</sub> "	10,4 / 7/16"	Texture	C222998601	100062528 G454	U4 P4 E3 C2
60x15 / 23 <sup>5</sup> / <sub>8</sub> "x6"	10,4 / 7/16"	Texture	C222100151	100091202 G476	-
60x10 / 23 <sup>5</sup> / <sub>8</sub> "x4"	10,4 / 7/16"	Texture	C222000041	100072909 G467	-
60x5 / 23 <sup>5</sup> / <sub>8</sub> "x2"	10,4 / 7/16"	Texture	C227500191	100091177 G481	-




Lappato R9A

Nature R10A

Texture R10A

## AVENUE WHITE

Formato (cm.) Format (inches)	Espesor (mm.) Thickness (inches)	Acabado Finish	Código KEA KEA Code	Código SAP SAP Code	Valor UPEC UPEC Value
120x60 / 47 <sup>2</sup> / <sub>8</sub> "x23 <sup>5</sup> / <sub>8</sub> "	11 / 7/16"	Lappato	C221000321	100110204 G476	-
120x30 / 47 <sup>2</sup> / <sub>8</sub> "x11 <sup>6</sup> / <sub>8</sub> "	11 / 7/16"	Lappato	C221400301	100111462 G474	-
120x15 / 47 <sup>2</sup> / <sub>8</sub> "x6"	11 / 7/16"	Lappato	C222700261	100111509 G489	-
120x10 / 47 <sup>2</sup> / <sub>8</sub> "x4"	11 / 7/16"	Lappato	C222500221	100111479 G491	-
60x60 / 23 <sup>5</sup> / <sub>8</sub> "x23 <sup>5</sup> / <sub>8</sub> "	10,4 / 7/16"	Lappato	C225951921	100069401 G458	-
60x30 / 23 <sup>5</sup> / <sub>8</sub> "x11 <sup>6</sup> / <sub>8</sub> "	10,4 / 7/16"	Lappato	C222998791	100069400 G456	-
60x15 / 23 <sup>5</sup> / <sub>8</sub> "x6"	10,4 / 7/16"	Lappato	C222100121	100091196 G483	-
60x10 / 23 <sup>5</sup> / <sub>8</sub> "x4"	10,4 / 7/16"	Lappato	C222000451	100091195 G468	-
60x5 / 23 <sup>5</sup> / <sub>8</sub> "x2"	10,4 / 7/16"	Lappato	C227500111	100091181 G469	-
120x60 / 47 <sup>2</sup> / <sub>8</sub> "x23 <sup>5</sup> / <sub>8</sub> "	11 / 7/16"	Nature	C221000201	100110036 G486	U4 P3 E3 C2
120x30 / 47 <sup>2</sup> / <sub>8</sub> "x11 <sup>6</sup> / <sub>8</sub> "	11 / 7/16"	Nature	C221400271	100111480 G467	-
120x15 / 47 <sup>2</sup> / <sub>8</sub> "x6"	11 / 7/16"	Nature	C222700141	100111510 G484	-
120x10 / 47 <sup>2</sup> / <sub>8</sub> "x4"	11 / 7/16"	Nature	C222500251	100111491 G474	-
60x60 / 23 <sup>5</sup> / <sub>8</sub> "x23 <sup>5</sup> / <sub>8</sub> "	10,4 / 7/16"	Nature	C225951631	100062529 G456	U4 P4 + E3 C2
60x30 / 23 <sup>5</sup> / <sub>8</sub> "x11 <sup>6</sup> / <sub>8</sub> "	10,4 / 7/16"	Nature	C222998691	100062421 G454	U4 P4 E3 C2
60x15 / 23 <sup>5</sup> / <sub>8</sub> "x6"	10,4 / 7/16"	Nature	C222100171	100091206 G476	-
60x10 / 23 <sup>5</sup> / <sub>8</sub> "x4"	10,4 / 7/16"	Nature	C222000101	100072901 G467	-
60x5 / 23 <sup>5</sup> / <sub>8</sub> "x2"	10,4 / 7/16"	Nature	C227500201	100091182 G481	-
60x60 / 23 <sup>5</sup> / <sub>8</sub> "x23 <sup>5</sup> / <sub>8</sub> "	10,4 / 7/16"	Texture	C225951581	100062422 G456	U4 P4 + E3 C2
60x30 / 23 <sup>5</sup> / <sub>8</sub> "x11 <sup>6</sup> / <sub>8</sub> "	10,4 / 7/16"	Texture	C222998621	100062458 G454	U4 P4 E3 C2
60x15 / 23 <sup>5</sup> / <sub>8</sub> "x6"	10,4 / 7/16"	Texture	C222100211	100091207 G476	-
60x10 / 23 <sup>5</sup> / <sub>8</sub> "x4"	10,4 / 7/16"	Texture	C222000081	100072911 G467	-
60x5 / 23 <sup>5</sup> / <sub>8</sub> "x2"	10,4 / 7/16"	Texture	C227500091	100091183 G481	-



Lappato R9A


Nature R10A

Texture R10A



Avenue White Lappato 60x30 cm.  
Avenue White Nature 60x60 cm.  
Quattro Avenue Black Mix 30x30 cm.  
Town Yellow Nature 60x30 cm.

---



## AVENUE MOSAIC



**QUATTRO AVENUE BLACK MIX**

Formato (cm.)	Espesor (mm.)	Acabado	Código KEA	Código SAP
Format (inches)	Thickness (inches)	Finish	KEA Code	SAP Code
30x30 / 11 <sup>6</sup> / <sub>8</sub> "x11 <sup>6</sup> / <sub>8</sub> "	10,4 / 7/16"	Mix Nat - Text	C223023421	100089416 G469

\*Tamaño de la tesela: 2,3x2,3 cm. · \*Piece Size: 7/8"x7/8"




Mix N/T R10B

**QUATTRO AVENUE GREY MIX**

Formato (cm.)	Espesor (mm.)	Acabado	Código KEA	Código SAP
Format (inches)	Thickness (inches)	Finish	KEA Code	SAP Code
30x30 / 11 <sup>6</sup> / <sub>8</sub> "x11 <sup>6</sup> / <sub>8</sub> "	10,4 / 7/16"	Mix Nat - Text	C223023271	100089244 G469

\*Tamaño de la tesela: 2,3x2,3 cm. · \*Piece Size: 7/8"x7/8"



Mix N/T R10B

**QUATTRO AVENUE BROWN MIX**

Formato (cm.)	Espesor (mm.)	Acabado	Código KEA	Código SAP
Format (inches)	Thickness (inches)	Finish	KEA Code	SAP Code
30x30 / 11 <sup>6</sup> / <sub>8</sub> "x11 <sup>6</sup> / <sub>8</sub> "	10,4 / 7/16"	Mix Nat - Text	C223023241	100089243 G469

\*Tamaño de la tesela: 2,3x2,3 cm. · \*Piece Size: 7/8"x7/8"



Mix N/T R10B

**QUATTRO AVENUE WHITE MIX**

Formato (cm.)	Espesor (mm.)	Acabado	Código KEA	Código SAP
Format (inches)	Thickness (inches)	Finish	KEA Code	SAP Code
30x30 / 11 <sup>6</sup> / <sub>8</sub> "x11 <sup>6</sup> / <sub>8</sub> "	10,4 / 7/16"	Mix Nat - Text	C223023401	100089417 G469

\*Tamaño de la tesela: 2,3x2,3 cm. · \*Piece Size: 7/8"x7/8"



Mix N/T R10B



**BRICK AVENUE BLACK MIX**

Formato (cm.)	Espesor (mm.)	Acabado	Código KEA	Código SAP
Format (inches)	Thickness (inches)	Finish	KEA Code	SAP Code
30x30 / 11 <sup>6/8</sup> "x11 <sup>6/8</sup> "	10,4 / 7/16"	Mix Nat - Text	C223023411	100089405 G468
*Tamaño de la tesela: 2,3x4,8 cm. · *Piece Size: 7/8"x2"				



Mix N/T R10B

**BRICK AVENUE GREY MIX**

Formato (cm.)	Espesor (mm.)	Acabado	Código KEA	Código SAP
Format (inches)	Thickness (inches)	Finish	KEA Code	SAP Code
30x30 / 11 <sup>6/8</sup> "x11 <sup>6/8</sup> "	10,4 / 7/16"	Mix Nat - Text	C223023391	100089406 G468
*Tamaño de la tesela: 2,3x4,8 cm. · *Piece Size: 7/8"x2"				



Mix N/T R10B

**BRICK AVENUE BROWN MIX**

Formato (cm.)	Espesor (mm.)	Acabado	Código KEA	Código SAP
Format (inches)	Thickness (inches)	Finish	KEA Code	SAP Code
30x30 / 11 <sup>6/8</sup> "x11 <sup>6/8</sup> "	10,4 / 7/16"	Mix Nat - Text	C223023261	100089235 G468
*Tamaño de la tesela: 2,3x4,8 cm. · *Piece Size: 7/8"x2"				



Mix N/T R10B

**BRICK AVENUE WHITE MIX**

Formato (cm.)	Espesor (mm.)	Acabado	Código KEA	Código SAP
Format (inches)	Thickness (inches)	Finish	KEA Code	SAP Code
30x30 / 11 <sup>6/8</sup> "x11 <sup>6/8</sup> "	10,4 / 7/16"	Mix Nat - Text	C223023251	100089236 G468
*Tamaño de la tesela: 2,3x4,8 cm. · *Piece Size: 7/8"x2"				



Mix N/T R10B



**STRIP AVENUE BLACK MIX**

Formato (cm.)	Espesor (mm.)	Acabado	Código KEA	Código SAP
Format (inches)	Thickness (inches)	Finish	KEA Code	SAP Code
30x30 / 11 <sup>6</sup> / <sub>8</sub> "x11 <sup>6</sup> / <sub>8</sub> "	10,4 / 7/16"	Mix Nat - Text	C502700061	100089551 G469
*Tamaño de la tesela: 1,5x9,8 cm. - 2,3x4,8 cm. - 2,3x9,8 cm. - *Piece Size: 5/8"x 4" - 7/8"x2" - 7/8"x4"				



Mix N/T R10B

**STRIP AVENUE GREY MIX**

Formato (cm.)	Espesor (mm.)	Acabado	Código KEA	Código SAP
Format (inches)	Thickness (inches)	Finish	KEA Code	SAP Code
30x30 / 11 <sup>6</sup> / <sub>8</sub> "x11 <sup>6</sup> / <sub>8</sub> "	10,4 / 7/16"	Mix Nat - Text	C502700041	100089553 G469
*Tamaño de la tesela: 1,5x9,8 cm. - 2,3x4,8 cm. - 2,3x9,8 cm. - *Piece Size: 5/8"x 4" - 7/8"x2" - 7/8"x4"				



Mix N/T R10B

**STRIP AVENUE BROWN MIX**

Formato (cm.)	Espesor (mm.)	Acabado	Código KEA	Código SAP
Format (inches)	Thickness (inches)	Finish	KEA Code	SAP Code
30x30 / 11 <sup>6</sup> / <sub>8</sub> "x11 <sup>6</sup> / <sub>8</sub> "	10,4 / 7/16"	Mix Nat - Text	C502700071	100089552 G469
*Tamaño de la tesela: 1,5x9,8 cm. - 2,3x4,8 cm. - 2,3x9,8 cm. - *Piece Size: 5/8"x 4" - 7/8"x2" - 7/8"x4"				



Mix N/T R10B

**STRIP AVENUE WHITE MIX**

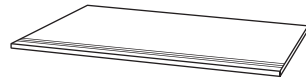
Formato (cm.)	Espesor (mm.)	Acabado	Código KEA	Código SAP
Format (inches)	Thickness (inches)	Finish	KEA Code	SAP Code
30x30 / 11 <sup>6</sup> / <sub>8</sub> "x11 <sup>6</sup> / <sub>8</sub> "	10,4 / 7/16"	Mix Nat - Text	C502700051	100089554 G469
*Tamaño de la tesela: 1,5x9,8 cm. - 2,3x4,8 cm. - 2,3x9,8 cm. - *Piece Size: 5/8"x 4" - 7/8"x2" - 7/8"x4"				



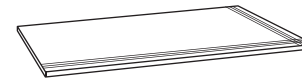
Mix N/T R10B


**AVENUE / Zócalo / Skirting Board**

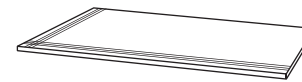
AVENUE	Black	Zócalo	120x9 cm.	47 2/8" x 3 4/8"	Lappato	C271900251	100115219	G412
AVENUE	Black	Zócalo	120x9 cm.	47 2/8" x 3 4/8"	Nature	C271900291	100115220	G412
AVENUE	Brown	Zócalo	120x9 cm.	47 2/8" x 3 4/8"	Lappato	C271900261	100115221	G412
AVENUE	Brown	Zócalo	120x9 cm.	47 2/8" x 3 4/8"	Nature	C271900221	100115222	G412
AVENUE	Grey	Zócalo	120x9 cm.	47 2/8" x 3 4/8"	Lappato	C271900231	100115223	G412
AVENUE	Grey	Zócalo	120x9 cm.	47 2/8" x 3 4/8"	Nature	C271900241	100115224	G412
AVENUE	White	Zócalo	120x9 cm.	47 2/8" x 3 4/8"	Lappato	C271900271	100115225	G412
AVENUE	White	Zócalo	120x9 cm.	47 2/8" x 3 4/8"	Nature	C271900281	100115226	G412
AVENUE	Black	Zócalo	60x9 cm.	23 5/8" x 3 4/8"	Lappato	C229011401	100072918	G407
AVENUE	Black	Zócalo	60x9 cm.	23 5/8" x 3 4/8"	Nature	C229011141	100065995	G407
AVENUE	Black	Zócalo	60x9 cm.	23 5/8" x 3 4/8"	Texture	C229011211	100065996	G407
AVENUE	Brown	Zócalo	60x9 cm.	23 5/8" x 3 4/8"	Lappato	C229011391	100072919	G407
AVENUE	Brown	Zócalo	60x9 cm.	23 5/8" x 3 4/8"	Nature	C229011151	100065997	G407
AVENUE	Brown	Zócalo	60x9 cm.	23 5/8" x 3 4/8"	Texture	C229011201	100065998	G407
AVENUE	Grey	Zócalo	60x9 cm.	23 5/8" x 3 4/8"	Lappato	C229011381	100072920	G407
AVENUE	Grey	Zócalo	60x9 cm.	23 5/8" x 3 4/8"	Nature	C229011191	100065999	G407
AVENUE	Grey	Zócalo	60x9 cm.	23 5/8" x 3 4/8"	Texture	C229011161	100066000	G407
AVENUE	White	Zócalo	60x9 cm.	23 5/8" x 3 4/8"	Lappato	C229011371	100072921	G407
AVENUE	White	Zócalo	60x9 cm.	23 5/8" x 3 4/8"	Nature	C229011171	100066001	G407
AVENUE	White	Zócalo	60x9 cm.	23 5/8" x 3 4/8"	Texture	C229011181	100066002	G407


**AVENUE / Huella / Step Tile**

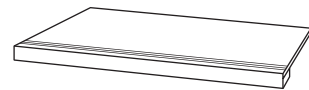
AVENUE	Black	Huella	120x30 cm.	47 2/8" x 11 6/8"	Lappato	C221402081	100115167	G424
AVENUE	Black	Huella	120x30 cm.	47 2/8" x 11 6/8"	Nature	C221402021	100115168	G424
AVENUE	Brown	Huella	120x30 cm.	47 2/8" x 11 6/8"	Lappato	C221402051	100115169	G424
AVENUE	Brown	Huella	120x30 cm.	47 2/8" x 11 6/8"	Nature	C221402031	100115170	G424
AVENUE	Grey	Huella	120x30 cm.	47 2/8" x 11 6/8"	Lappato	C221402011	100115171	G424
AVENUE	Grey	Huella	120x30 cm.	47 2/8" x 11 6/8"	Nature	C221402061	100115172	G424
AVENUE	White	Huella	120x30 cm.	47 2/8" x 11 6/8"	Lappato	C221402041	100115173	G424
AVENUE	White	Huella	120x30 cm.	47 2/8" x 11 6/8"	Nature	C221402071	100115174	G424
AVENUE	Black	Huella	60x30 cm.	23 5/8" x 11 6/8"	Lappato	C228219241	100072879	G414
AVENUE	Black	Huella	60x30 cm.	23 5/8" x 11 6/8"	Nature	C228218031	100065991	G414
AVENUE	Black	Huella	60x30 cm.	23 5/8" x 11 6/8"	Texture	C228218021	100065982	G414
AVENUE	Brown	Huella	60x30 cm.	23 5/8" x 11 6/8"	Texture	C228217871	100065983	G414
AVENUE	Brown	Huella	60x30 cm.	23 5/8" x 11 6/8"	Lappato	C228219261	100072880	G414
AVENUE	Brown	Huella	60x30 cm.	23 5/8" x 11 6/8"	Nature	C228218011	100065992	G414
AVENUE	Grey	Huella	60x30 cm.	23 5/8" x 11 6/8"	Lappato	C228219221	100072881	G414
AVENUE	Grey	Huella	60x30 cm.	23 5/8" x 11 6/8"	Nature	C228217941	100065993	G414
AVENUE	Grey	Huella	60x30 cm.	23 5/8" x 11 6/8"	Texture	C228218191	100065994	G414
AVENUE	White	Huella	60x30 cm.	23 5/8" x 11 6/8"	Lappato	C228219271	100072882	G414
AVENUE	White	Huella	60x30 cm.	23 5/8" x 11 6/8"	Nature	C228217891	100065984	G414
AVENUE	White	Huella	60x30 cm.	23 5/8" x 11 6/8"	Texture	C228217881	100065985	G414


**AVENUE / Huella Esquina Derecha / Step Tile Right Corner**

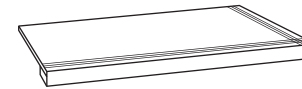
AVENUE	Black	Huella Esq. Der.	120x30 cm.	47 2/8" x 11 6/8"	Lappato	C221401021	100115175	G425
AVENUE	Black	Huella Esq. Der.	120x30 cm.	47 2/8" x 11 6/8"	Nature	C221401011	100115176	G425
AVENUE	Brown	Huella Esq. Der.	120x30 cm.	47 2/8" x 11 6/8"	Lappato	C221400991	100115177	G425
AVENUE	Brown	Huella Esq. Der.	120x30 cm.	47 2/8" x 11 6/8"	Nature	C221401001	100115178	G425
AVENUE	Grey	Huella Esq. Der.	120x30 cm.	47 2/8" x 11 6/8"	Lappato	C221401031	100115179	G425
AVENUE	Grey	Huella Esq. Der.	120x30 cm.	47 2/8" x 11 6/8"	Nature	C221401041	100115180	G425
AVENUE	White	Huella Esq. Der.	120x30 cm.	47 2/8" x 11 6/8"	Lappato	C221401051	100115181	G425
AVENUE	White	Huella Esq. Der.	120x30 cm.	47 2/8" x 11 6/8"	Nature	C221401061	100115182	G425
AVENUE	Black	Huella Esq. Der.	60x30 cm.	23 5/8" x 11 6/8"	Lappato	C228219351	100072927	G416
AVENUE	Black	Huella Esq. Der.	60x30 cm.	23 5/8" x 11 6/8"	Nature	C228218101	100065970	G416
AVENUE	Black	Huella Esq. Der.	60x30 cm.	23 5/8" x 11 6/8"	Texture	C228217861	100065969	G416
AVENUE	Brown	Huella Esq. Der.	60x30 cm.	23 5/8" x 11 6/8"	Lappato	C228219341	100072928	G416
AVENUE	Brown	Huella Esq. Der.	60x30 cm.	23 5/8" x 11 6/8"	Nature	C228217911	100065971	G416
AVENUE	Brown	Huella Esq. Der.	60x30 cm.	23 5/8" x 11 6/8"	Texture	C228217931	100065972	G416
AVENUE	Grey	Huella Esq. Der.	60x30 cm.	23 5/8" x 11 6/8"	Lappato	C228219281	100072912	G416
AVENUE	Grey	Huella Esq. Der.	60x30 cm.	23 5/8" x 11 6/8"	Nature	C228219401	100078520	G416
AVENUE	Grey	Huella Esq. Der.	60x30 cm.	23 5/8" x 11 6/8"	Texture	C228219371	100078503	G416
AVENUE	White	Huella Esq. Der.	60x30 cm.	23 5/8" x 11 6/8"	Lappato	C228219291	100072913	G416
AVENUE	White	Huella Esq. Der.	60x30 cm.	23 5/8" x 11 6/8"	Nature	C228219381	100078504	G416
AVENUE	White	Huella Esq. Der.	60x30 cm.	23 5/8" x 11 6/8"	Texture	C228219391	100078505	G416


**AVENUE / Huella Esquina Izquierda / Step Tile Left Corner**

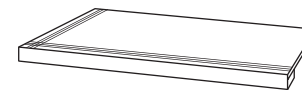
AVENUE	Black	Huella Esq. Izq.	120x30 cm.	47 2/8" x 11 6/8"	Lappato	C221401101	100115183	G425
AVENUE	Black	Huella Esq. Izq.	120x30 cm.	47 2/8" x 11 6/8"	Nature	C221401281	100115184	G425
AVENUE	Brown	Huella Esq. Izq.	120x30 cm.	47 2/8" x 11 6/8"	Lappato	C221401271	100115185	G425
AVENUE	Brown	Huella Esq. Izq.	120x30 cm.	47 2/8" x 11 6/8"	Nature	C221401081	100115186	G425
AVENUE	Grey	Huella Esq. Izq.	120x30 cm.	47 2/8" x 11 6/8"	Lappato	C221401121	100115187	G425
AVENUE	Grey	Huella Esq. Izq.	120x30 cm.	47 2/8" x 11 6/8"	Nature	C221401071	100115188	G425
AVENUE	White	Huella Esq. Izq.	120x30 cm.	47 2/8" x 11 6/8"	Lappato	C221401191	100115189	G425
AVENUE	White	Huella Esq. Izq.	120x30 cm.	47 2/8" x 11 6/8"	Nature	C221401091	100115190	G425
AVENUE	Black	Huella Esq. Izq.	60x30 cm.	23 5/8" x 11 6/8"	Lappato	C228219321	100072914	G416
AVENUE	Black	Huella Esq. Izq.	60x30 cm.	23 5/8" x 11 6/8"	Nature	C228218001	100065986	G416
AVENUE	Black	Huella Esq. Izq.	60x30 cm.	23 5/8" x 11 6/8"	Texture	C228217901	100065987	G416
AVENUE	Brown	Huella Esq. Izq.	60x30 cm.	23 5/8" x 11 6/8"	Lappato	C228219311	100072915	G416
AVENUE	Brown	Huella Esq. Izq.	60x30 cm.	23 5/8" x 11 6/8"	Nature	C228219411	100078523	G416
AVENUE	Brown	Huella Esq. Izq.	60x30 cm.	23 5/8" x 11 6/8"	Texture	C228218051	100065979	G416
AVENUE	Grey	Huella Esq. Izq.	60x30 cm.	23 5/8" x 11 6/8"	Lappato	C228219301	100072916	G416
AVENUE	Grey	Huella Esq. Izq.	60x30 cm.	23 5/8" x 11 6/8"	Nature	C228217961	100065988	G416
AVENUE	Grey	Huella Esq. Izq.	60x30 cm.	23 5/8" x 11 6/8"	Texture	C228217981	100065989	G416
AVENUE	White	Huella Esq. Izq.	60x30 cm.	23 5/8" x 11 6/8"	Lappato	C228219331	100072917	G416
AVENUE	White	Huella Esq. Izq.	60x30 cm.	23 5/8" x 11 6/8"	Nature	C228217921	100065980	G416
AVENUE	White	Huella Esq. Izq.	60x30 cm.	23 5/8" x 11 6/8"	Texture	C228218071	100065990	G416


**AVENUE / Peldaño Técnico / Technical Step Tile**

AVENUE	Black	Peld. Téc.	120x30 cm.	47 2/8" x 11 6/8"	Lappato	C221401791	100115195	G434
AVENUE	Black	Peld. Téc.	120x30 cm.	47 2/8" x 11 6/8"	Nature	C221401781	100115196	G434
AVENUE	Brown	Peld. Téc.	120x30 cm.	47 2/8" x 11 6/8"	Lappato	C221401881	100115197	G434
AVENUE	Brown	Peld. Téc.	120x30 cm.	47 2/8" x 11 6/8"	Nature	C221401891	100115198	G434
AVENUE	Grey	Peld. Téc.	120x30 cm.	47 2/8" x 11 6/8"	Lappato	C221401831	100115199	G434
AVENUE	Grey	Peld. Téc.	120x30 cm.	47 2/8" x 11 6/8"	Nature	C221401851	100115200	G434
AVENUE	White	Peld. Téc.	120x30 cm.	47 2/8" x 11 6/8"	Lappato	C221401861	100115201	G434
AVENUE	White	Peld. Téc.	120x30 cm.	47 2/8" x 11 6/8"	Nature	C221401911	100115202	G434
AVENUE	Black	Peld. Téc.	60x30 cm.	23 5/8" x 11 6/8"	Lappato	C228219121	100072863	G425
AVENUE	Black	Peld. Téc.	60x30 cm.	23 5/8" x 11 6/8"	Nature	C228218211	100066202	G425
AVENUE	Black	Peld. Téc.	60x30 cm.	23 5/8" x 11 6/8"	Texture	C228218061	100066203	G425
AVENUE	Brown	Peld. Téc.	60x30 cm.	23 5/8" x 11 6/8"	Lappato	C228219081	100072864	G425
AVENUE	Brown	Peld. Téc.	60x30 cm.	23 5/8" x 11 6/8"	Nature	C228217951	100066204	G425
AVENUE	Brown	Peld. Téc.	60x30 cm.	23 5/8" x 11 6/8"	Texture	C228218181	100066205	G425
AVENUE	Grey	Peld. Téc.	60x30 cm.	23 5/8" x 11 6/8"	Lappato	C228219151	100072865	G425
AVENUE	Grey	Peld. Téc.	60x30 cm.	23 5/8" x 11 6/8"	Nature	C228218041	100066212	G425
AVENUE	Grey	Peld. Téc.	60x30 cm.	23 5/8" x 11 6/8"	Texture	C228218141	100066213	G425
AVENUE	White	Peld. Téc.	60x30 cm.	23 5/8" x 11 6/8"	Lappato	C228219131	100072866	G425
AVENUE	White	Peld. Téc.	60x30 cm.	23 5/8" x 11 6/8"	Nature	C228218121	100066207	G425
AVENUE	White	Peld. Téc.	60x30 cm.	23 5/8" x 11 6/8"	Texture	C228217991	100066208	G425


**AVENUE / Peldaño Técnico Esquina Derecha / Technical Step Tile Right Corner**

AVENUE	Black	Peld. Téc. Esq. Der.	120x30 cm.	47 2/8" x 11 6/8"	Lappato	C221401331	100115203	G441
AVENUE	Black	Peld. Téc. Esq. Der.	120x30 cm.	47 2/8" x 11 6/8"	Nature	C221401461	100115204	G441
AVENUE	Brown	Peld. Téc. Esq. Der.	120x30 cm.	47 2/8" x 11 6/8"	Lappato	C221401491	100115205	G441
AVENUE	Brown	Peld. Téc. Esq. Der.	120x30 cm.	47 2/8" x 11 6/8"	Nature	C221401341	100115206	G441
AVENUE	Grey	Peld. Téc. Esq. Der.	120x30 cm.	47 2/8" x 11 6/8"	Lappato	C221401591	100115207	G441
AVENUE	Grey	Peld. Téc. Esq. Der.	120x30 cm.	47 2/8" x 11 6/8"	Nature	C221401501	100115208	G441
AVENUE	White	Peld. Téc. Esq. Der.	120x30 cm.	47 2/8" x 11 6/8"	Lappato	C221401351	100115209	G441
AVENUE	White	Peld. Téc. Esq. Der.	120x30 cm.	47 2/8" x 11 6/8"	Nature	C221401561	100115210	G441
AVENUE	Black	Peld. Téc. Esq. Der.	60x30 cm.	23 5/8" x 11 6/8"	Lappato	C228219111	100072867	G430
AVENUE	Black	Peld. Téc. Esq. Der.	60x30 cm.	23 5/8" x 11 6/8"	Nature	C228218111	100066188	G430
AVENUE	Black	Peld. Téc. Esq. Der.	60x30 cm.	23 5/8" x 11 6/8"	Texture	C228218081	100066189	G430
AVENUE	Brown	Peld. Téc. Esq. Der.	60x30 cm.	23 5/8" x 11 6/8"	Lappato	C228219101	100072868	G430
AVENUE	Brown	Peld. Téc. Esq. Der.	60x30 cm.	23 5/8" x 11 6/8"	Nature	C228218201	100066190	G430
AVENUE	Brown	Peld. Téc. Esq. Der.	60x30 cm.	23 5/8" x 11 6/8"	Texture	C228218091	100066191	G430
AVENUE	Grey	Peld. Téc. Esq. Der.	60x30 cm.	23 5/8" x 11 6/8"	Lappato	C228219171	100072870	G430
AVENUE	Grey	Peld. Téc. Esq. Der.	60x30 cm.	23 5/8" x 11 6/8"	Nature	C228218151	100066192	G430
AVENUE	Grey	Peld. Téc. Esq. Der.	60x30 cm.	23 5/8" x 11 6/8"	Texture	C228217971	100066193	G430
AVENUE	White	Peld. Téc. Esq. Der.	60x30 cm.	23 5/8" x 11 6/8"	Lappato	C228219181	100072869	G430
AVENUE	White	Peld. Téc. Esq. Der.	60x30 cm.	23 5/8" x 11 6/8"	Nature	C228218131	100066183	G430
AVENUE	White	Peld. Téc. Esq. Der.	60x30 cm.	23 5/8" x 11 6/8"	Texture	C228218221	100066184	G430


**AVENUE / Peldaño Técnico Esquina Izquierda / Technical Step Tile Left Corner**

AVENUE	Black	Peld. Téc. Esq. Izq.	120x30 cm.	47 2/8" x 11 6/8"	Lappato	C221401571	100115211	G441
AVENUE	Black	Peld. Téc. Esq. Izq.	120x30 cm.	47 2/8" x 11 6/8"	Nature	C221401441	100115212	G441
AVENUE	Brown	Peld. Téc. Esq. Izq.	120x30 cm.	47 2/8" x 11 6/8"	Lappato	C221401651	100115213	G441
AVENUE	Brown	Peld. Téc. Esq. Izq.	120x30 cm.	47 2/8" x 11 6/8"	Nature	C221401511	100115214	G441
AVENUE	Brown	Peld. Téc. Esq. Izq.	120x30 cm.	47 2/8" x 11 6/8"	Lappato	C221401521	100115215	G441
AVENUE	Grey	Peld. Téc. Esq. Izq.	120x30 cm.	47 2/8" x 11 6/8"	Nature	C221401431	100115216	G441
AVENUE	Grey	Peld. Téc. Esq. Izq.	120x30 cm.	47 2/8" x 11 6/8"	Lappato	C221401411	100115217	G441
AVENUE	White	Peld. Téc. Esq. Izq.	120x30 cm.	47 2/8" x 11 6/8"	Nature	C221401691	100115218	G441
AVENUE	White	Peld. Téc. Esq. Izq.	60x30 cm.	23 5/8" x 11 6/8"	Lappato	C228219161	100072871	G430
AVENUE	Black	Peld. Téc. Esq. Izq.	60x30 cm.	23 5/8" x 11 6/8"	Nature	C228219481	100078470	G430
AVENUE	Black	Peld. Téc. Esq. Izq.	60x30 cm.	23 5/8" x 11 6/8"	Texture	C228219471	100078471	G430
AVENUE	Brown	Peld. Téc. Esq. Izq.	60x30 cm.	23 5/8" x 11 6/8"	Lappato	C228219141	100072872	G430
AVENUE	Brown	Peld. Téc. Esq. Izq.	60x30 cm.	23 5/8" x 11 6/8"	Nature	C228219431	100078472	G430
AVENUE	Brown	Peld. Téc. Esq. Izq.	60x30 cm.	23 5/8" x 11 6/8"	Texture	C228218161	100066227	G430
AVENUE	Grey	Peld. Téc. Esq. Izq.	60x30 cm.	23 5/8" x 11 6/8"	Lappato	C228219091	100072873	G430
AVENUE	Grey	Peld. Téc. Esq. Izq.	60x30 cm.	23 5/8" x 11 6/8"	Nature	C228219451	100078475	G430
AVENUE	Grey	Peld. Téc. Esq. Izq.	60x30 cm.	23 5/8" x 11 6/8"	Texture	C228219441	100078473	G430
AVENUE	White	Peld. Téc. Esq. Izq.	60x30 cm.	23 5/8" x 11 6/8"	Texture	C228218171	100066228	G430
AVENUE	White	Peld. Téc. Esq. Izq.	60x30 cm.	23 5/8" x 11 6/8"	Lappato	C228219191	100072874	G430
AVENUE	White	Peld. Téc. Esq. Izq.	60x30 cm.	23 5/8" x 11 6/8"	Nature	C228219461	100078474	G430



Max Grey Lappato 80x20 cm.

---



MAX COLLECTION  
MAX SPECIAL PIECES

---

**MAX**




Max Grey Nature 60x60 cm.

---



**MAX**





**MAX BLACK**

Formato (cm.) Format (inches)	Espesor (mm.) Thickness (inches)	Acabado Finish	Código KEA KEA Code	Código SAP SAP Code	Valor UPEC UPEC Value
120x60 / 47 <sup>2</sup> / <sub>8</sub> "x23 <sup>5</sup> / <sub>8</sub> "	11 / 7/16"	Lappato	C221000361	100110824 G481	-
120x30 / 47 <sup>2</sup> / <sub>8</sub> "x11 <sup>6</sup> / <sub>8</sub> "	11 / 7/16"	Lappato	C221400261	100111464 G489	-
120x15 / 47 <sup>2</sup> / <sub>8</sub> "x6"	11 / 7/16"	Lappato	C222700291	100111520 G491	-
120x10 / 47 <sup>2</sup> / <sub>8</sub> "x4"	11 / 7/16"	Lappato	C222500181	100111494 G475	-
80x40 / 31 <sup>4</sup> / <sub>8</sub> "x15 <sup>3</sup> / <sub>4</sub> "	10,4 / 7/16"	Lappato	C502200151	100084610 G472	-
80x20 / 31 <sup>4</sup> / <sub>8</sub> "x7 <sup>3</sup> / <sub>4</sub> "	10,4 / 7/16"	Lappato	C227200041	100085672 G473	-
60x60 / 23 <sup>5</sup> / <sub>8</sub> "x23 <sup>5</sup> / <sub>8</sub> "	10,4 / 7/16"	Lappato	C225953001	100107883 G472	-
60x30 / 23 <sup>5</sup> / <sub>8</sub> "x11 <sup>6</sup> / <sub>8</sub> "	10,4 / 7/16"	Lappato	C228222661	100106910 G459	-
60x15 / 23 <sup>5</sup> / <sub>8</sub> "x6"	10,4 / 7/16"	Lappato	C222100731	100107881 G483	-
60x10 / 23 <sup>5</sup> / <sub>8</sub> "x4"	10,4 / 7/16"	Lappato	C222000931	100107880 G468	-
60x5 / 23 <sup>5</sup> / <sub>8</sub> "x2"	10,4 / 7/16"	Lappato	C227500671	100107882 G469	-
120x60 / 47 <sup>2</sup> / <sub>8</sub> "x23 <sup>5</sup> / <sub>8</sub> "	11 / 7/16"	Nature	C221000341	100110825 G466	-
120x30 / 47 <sup>2</sup> / <sub>8</sub> "x11 <sup>6</sup> / <sub>8</sub> "	11 / 7/16"	Nature	C221400221	100111465 G484	-
120x15 / 47 <sup>2</sup> / <sub>8</sub> "x6"	11 / 7/16"	Nature	C222700201	100111513 G469	-
120x10 / 47 <sup>2</sup> / <sub>8</sub> "x4"	11 / 7/16"	Nature	C222500281	100111495 G470	-
80x40 / 31 <sup>4</sup> / <sub>8</sub> "x15 <sup>3</sup> / <sub>4</sub> "	10,4 / 7/16"	Nature	C502200161	100084612 G471	U4 P3 E3 C2
80x20 / 31 <sup>4</sup> / <sub>8</sub> "x7 <sup>3</sup> / <sub>4</sub> "	10,4 / 7/16"	Nature	C227200031	100085673 G466	U4 P3 E3 C2
60x60 / 23 <sup>5</sup> / <sub>8</sub> "x23 <sup>5</sup> / <sub>8</sub> "	10,4 / 7/16"	Nature	C225952991	100107888 G471	U4 P4 + E3 C2
60x30 / 23 <sup>5</sup> / <sub>8</sub> "x11 <sup>6</sup> / <sub>8</sub> "	10,4 / 7/16"	Nature	C228222681	100107886 G455	U4 P4 E3 C2
60x15 / 23 <sup>5</sup> / <sub>8</sub> "x6"	10,4 / 7/16"	Nature	C222100721	100107885 G476	-
60x10 / 23 <sup>5</sup> / <sub>8</sub> "x4"	10,4 / 7/16"	Nature	C222000921	100107884 G467	-
60x5 / 23 <sup>5</sup> / <sub>8</sub> "x2"	10,4 / 7/16"	Nature	C227500711	100107887 G481	-



Lappato R9A

Nature R10B

**MAX GREY**

Formato (cm.) Format (inches)	Espesor (mm.) Thickness (inches)	Acabado Finish	Código KEA KEA Code	Código SAP SAP Code	Valor UPEC UPEC Value
120x60 / 47 <sup>2</sup> / <sub>8</sub> "x23 <sup>5</sup> / <sub>8</sub> "	11 / 7/16"	Lappato	C221000391	100110817 G481	-
120x30 / 47 <sup>2</sup> / <sub>8</sub> "x11 <sup>6</sup> / <sub>8</sub> "	11 / 7/16"	Lappato	C221400341	100111466 G489	-
120x15 / 47 <sup>2</sup> / <sub>8</sub> "x6"	11 / 7/16"	Lappato	C222700221	100111514 G491	-
120x10 / 47 <sup>2</sup> / <sub>8</sub> "x4"	11 / 7/16"	Lappato	C222500231	100111496 G475	-
80x40 / 31 <sup>4</sup> / <sub>8</sub> "x15 <sup>3</sup> / <sub>4</sub> "	10,4 / 7/16"	Lappato	C502200171	100084614 G472	-
80x20 / 31 <sup>4</sup> / <sub>8</sub> "x7 <sup>3</sup> / <sub>4</sub> "	10,4 / 7/16"	Lappato	C227200061	100085674 G473	-
60x60 / 23 <sup>5</sup> / <sub>8</sub> "x23 <sup>5</sup> / <sub>8</sub> "	10,4 / 7/16"	Lappato	C225953011	100107892 G472	-
60x30 / 23 <sup>5</sup> / <sub>8</sub> "x11 <sup>6</sup> / <sub>8</sub> "	10,4 / 7/16"	Lappato	C228222651	100106911 G459	-
60x15 / 23 <sup>5</sup> / <sub>8</sub> "x6"	10,4 / 7/16"	Lappato	C222100711	100107890 G483	-
60x10 / 23 <sup>5</sup> / <sub>8</sub> "x4"	10,4 / 7/16"	Lappato	C222000961	100107889 G468	-
60x5 / 23 <sup>5</sup> / <sub>8</sub> "x2"	10,4 / 7/16"	Lappato	C227500681	100107891 G469	-
120x60 / 47 <sup>2</sup> / <sub>8</sub> "x23 <sup>5</sup> / <sub>8</sub> "	11 / 7/16"	Nature	C221000351	100110818 G466	-
120x30 / 47 <sup>2</sup> / <sub>8</sub> "x11 <sup>6</sup> / <sub>8</sub> "	11 / 7/16"	Nature	C221400201	100111482 G484	-
120x15 / 47 <sup>2</sup> / <sub>8</sub> "x6"	11 / 7/16"	Nature	C222700301	100111521 G469	-
120x10 / 47 <sup>2</sup> / <sub>8</sub> "x4"	11 / 7/16"	Nature	C222500151	100111497 G470	-
80x40 / 31 <sup>4</sup> / <sub>8</sub> "x15 <sup>3</sup> / <sub>4</sub> "	10,4 / 7/16"	Nature	C502200141	100084615 G471	U4 P3 E3 C2
80x20 / 31 <sup>4</sup> / <sub>8</sub> "x7 <sup>3</sup> / <sub>4</sub> "	10,4 / 7/16"	Nature	C227200071	100085675 G466	U4 P3 E3 C2
60x60 / 23 <sup>5</sup> / <sub>8</sub> "x23 <sup>5</sup> / <sub>8</sub> "	10,4 / 7/16"	Nature	C225952961	100107864 G471	U4 P4 + E3 C2
60x30 / 23 <sup>5</sup> / <sub>8</sub> "x11 <sup>6</sup> / <sub>8</sub> "	10,4 / 7/16"	Nature	C228222671	100107895 G455	U4 P4 E3 C2
60x15 / 23 <sup>5</sup> / <sub>8</sub> "x6"	10,4 / 7/16"	Nature	C222100761	100107894 G476	-
60x10 / 23 <sup>5</sup> / <sub>8</sub> "x4"	10,4 / 7/16"	Nature	C222000941	100107893 G467	-
60x5 / 23 <sup>5</sup> / <sub>8</sub> "x2"	10,4 / 7/16"	Nature	C227500691	100107896 G481	-



Lappato R9A

Nature R10B



**MAX BEIGE**

Formato (cm.) Format (inches)	Espesor (mm.) Thickness (inches)	Acabado Finish	Código KEA KEA Code	Código SAP SAP Code	Valor UPEC UPEC Value
120x60 / 47 <sup>2</sup> / <sub>8</sub> "x23 <sup>5</sup> / <sub>8</sub> "	11 / 7/16"	Lappato	C221000371	100110823 G481	-
120x30 / 47 <sup>2</sup> / <sub>8</sub> "x11 <sup>6</sup> / <sub>8</sub> "	11 / 7/16"	Lappato	C221400361	100111463 G489	-
120x15 / 47 <sup>2</sup> / <sub>8</sub> "x6"	11 / 7/16"	Lappato	C222700191	100111511 G491	-
120x10 / 47 <sup>2</sup> / <sub>8</sub> "x4"	11 / 7/16"	Lappato	C222500201	100111492 G475	-
80x40 / 31 <sup>4</sup> / <sub>8</sub> "x15 <sup>3</sup> / <sub>4</sub> "	10,4 / 7/16"	Lappato	C502200121	100084606 G472	-
80x20 / 31 <sup>4</sup> / <sub>8</sub> "x7 <sup>3</sup> / <sub>4</sub> "	10,4 / 7/16"	Lappato	C227200081	100085670 G473	-
60x60 / 23 <sup>5</sup> / <sub>8</sub> "x23 <sup>5</sup> / <sub>8</sub> "	10,4 / 7/16"	Lappato	C225952971	100107875 G472	-
60x30 / 23 <sup>5</sup> / <sub>8</sub> "x11 <sup>6</sup> / <sub>8</sub> "	10,4 / 7/16"	Lappato	C228222641	100106899 G459	-
60x15 / 23 <sup>5</sup> / <sub>8</sub> "x6"	10,4 / 7/16"	Lappato	C222100751	100107874 G483	-
60x10 / 23 <sup>5</sup> / <sub>8</sub> "x4"	10,4 / 7/16"	Lappato	C222000951	100107934 G468	-
60x5 / 23 <sup>5</sup> / <sub>8</sub> "x2"	10,4 / 7/16"	Lappato	C227500661	100107935 G469	-
120x60 / 47 <sup>2</sup> / <sub>8</sub> "x23 <sup>5</sup> / <sub>8</sub> "	11 / 7/16"	Nature	C221000381	100110816 G466	-
120x30 / 47 <sup>2</sup> / <sub>8</sub> "x11 <sup>6</sup> / <sub>8</sub> "	11 / 7/16"	Nature	C221400281	100111481 G484	-
120x15 / 47 <sup>2</sup> / <sub>8</sub> "x6"	11 / 7/16"	Nature	C222700241	100111512 G469	-
120x10 / 47 <sup>2</sup> / <sub>8</sub> "x4"	11 / 7/16"	Nature	C222500191	100111493 G470	-
80x40 / 31 <sup>4</sup> / <sub>8</sub> "x15 <sup>3</sup> / <sub>4</sub> "	10,4 / 7/16"	Nature	C502200131	100084608 G471	U4 P3 E3 C2
80x20 / 31 <sup>4</sup> / <sub>8</sub> "x7 <sup>3</sup> / <sub>4</sub> "	10,4 / 7/16"	Nature	C227200051	100085671 G466	U4 P3 E3 C2
60x60 / 23 <sup>5</sup> / <sub>8</sub> "x23 <sup>5</sup> / <sub>8</sub> "	10,4 / 7/16"	Nature	C225952981	100107879 G471	U4 P4 + E3 C2
60x30 / 23 <sup>5</sup> / <sub>8</sub> "x11 <sup>6</sup> / <sub>8</sub> "	10,4 / 7/16"	Nature	C228222691	100107878 G455	U4 P4 E3 C2
60x15 / 23 <sup>5</sup> / <sub>8</sub> "x6"	10,4 / 7/16"	Nature	C222100741	100107877 G476	-
60x10 / 23 <sup>5</sup> / <sub>8</sub> "x4"	10,4 / 7/16"	Nature	C222000911	100107876 G467	-
60x5 / 23 <sup>5</sup> / <sub>8</sub> "x2"	10,4 / 7/16"	Nature	C227500701	100107936 G481	-

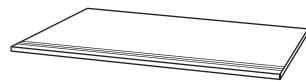


Lappato R9A

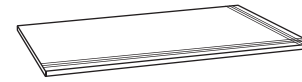
Nature R10B


**MAX / Zócalo / Skirting Board**

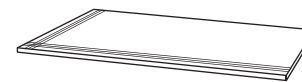
MAX	Black	Zócalo	120x9 cm.	47 2/8" x 3 4/8"	Lappato	C271900011	100089339	G412
MAX	Black	Zócalo	120x9 cm.	47 2/8" x 3 4/8"	Nature	C271900031	100089340	G412
MAX	Black	Zócalo	80x9 cm.	31 4/8" x 3 4/8"	Nature	C229300061	100089322	G411
MAX	Black	Zócalo	80x9 cm.	31 4/8" x 3 4/8"	Lappato	C229300051	100089328	G411
MAX	Black	Zócalo	60x9 cm.	23 5/8" x 3 4/8"	Lappato	C229011891	100107777	G407
MAX	Black	Zócalo	60x9 cm.	23 5/8" x 3 4/8"	Nature	C229011931	100107778	G407
MAX	Grey	Zócalo	120x9 cm.	47 2/8" x 3 4/8"	Lappato	C271900021	100089341	G412
MAX	Grey	Zócalo	120x9 cm.	47 2/8" x 3 4/8"	Nature	C271900051	100089342	G412
MAX	Grey	Zócalo	80x9 cm.	31 4/8" x 3 4/8"	Lappato	C229300071	100089329	G411
MAX	Grey	Zócalo	80x9 cm.	31 4/8" x 3 4/8"	Nature	C229300081	100089330	G411
MAX	Grey	Zócalo	60x9 cm.	23 5/8" x 3 4/8"	Lappato	C229011901	100107779	G407
MAX	Grey	Zócalo	60x9 cm.	23 5/8" x 3 4/8"	Nature	C229011941	100107780	G407
MAX	Beige	Zócalo	120x9 cm.	47 2/8" x 3 4/8"	Lappato	C271900001	100089337	G412
MAX	Beige	Zócalo	120x9 cm.	47 2/8" x 3 4/8"	Nature	C271900041	100089338	G412
MAX	Beige	Zócalo	80x9 cm.	31 4/8" x 3 4/8"	Lappato	C229300041	100089326	G411
MAX	Beige	Zócalo	80x9 cm.	31 4/8" x 3 4/8"	Nature	C229300031	100089327	G411
MAX	Beige	Zócalo	60x9 cm.	23 5/8" x 3 4/8"	Lappato	C229011921	100107775	G407
MAX	Beige	Zócalo	60x9 cm.	23 5/8" x 3 4/8"	Nature	C229011911	100107776	G407


**MAX / Huella / Step Tile**

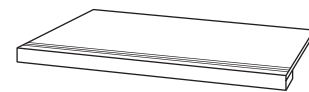
MAX	Black	Huella	120x30 cm.	47 2/8" x 11 6/8"	Nature	C221400951	100115373	G424
MAX	Black	Huella	120x30 cm.	47 2/8" x 11 6/8"	Lappato	C221400931	100115372	G424
MAX	Black	Huella	80x40 cm.	31 4/8" x 15 6/8"	Nature	C227600111	100089927	G435
MAX	Black	Huella	80x40 cm.	31 4/8" x 15 6/8"	Lappato	C227600191	100095159	G435
MAX	Black	Huella	60x30 cm.	23 5/8" x 11 6/8"	Nature	C228222901	100107931	G414
MAX	Black	Huella	60x30 cm.	23 5/8" x 11 6/8"	Lappato	C228222871	100107930	G414
MAX	Grey	Huella	120x30 cm.	47 2/8" x 11 6/8"	Nature	C221400971	100115375	G424
MAX	Grey	Huella	120x30 cm.	47 2/8" x 11 6/8"	Lappato	C221400941	100115374	G424
MAX	Grey	Huella	80x40 cm.	31 4/8" x 15 6/8"	Nature	C252100031	100089948	G435
MAX	Grey	Huella	80x40 cm.	31 4/8" x 15 6/8"	Lappato	C227600171	100095161	G435
MAX	Grey	Huella	60x30 cm.	23 5/8" x 11 6/8"	Nature	C228222911	100107933	G414
MAX	Grey	Huella	60x30 cm.	23 5/8" x 11 6/8"	Lappato	C228222841	100107932	G414
MAX	Beige	Huella	120x30 cm.	47 2/8" x 11 6/8"	Nature	C221400981	100115371	G424
MAX	Beige	Huella	120x30 cm.	47 2/8" x 11 6/8"	Lappato	C221400961	100115370	G424
MAX	Beige	Huella	80x40 cm.	31 4/8" x 15 6/8"	Nature	C252100081	100089947	G435
MAX	Beige	Huella	80x40 cm.	31 4/8" x 15 6/8"	Lappato	C227600121	100093912	G435
MAX	Beige	Huella	60x30 cm.	23 5/8" x 11 6/8"	Nature	C228222861	100107929	G414
MAX	Beige	Huella	60x30 cm.	23 5/8" x 11 6/8"	Lappato	C228222851	100107928	G414


**MAX / Huella Esquina Derecha / Step Tile Right Corner**

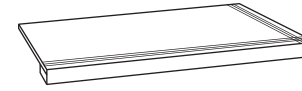
MAX	Black	Huella Esq. Der.	120x30 cm.	47 2/8" x 11 6/8"	Nature	C221401141	100115239	G425
MAX	Black	Huella Esq. Der.	120x30 cm.	47 2/8" x 11 6/8"	Lappato	C221401291	100115238	G425
MAX	Black	Huella Esq. Der.	80x40 cm.	31 4/8" x 15 6/8"	Nature	C252100101	100089942	G417
MAX	Black	Huella Esq. Der.	80x40 cm.	31 4/8" x 15 6/8"	Lappato	C227600181	100095156	G417
MAX	Black	Huella Esq. Der.	60x30 cm.	23 5/8" x 11 6/8"	Nature	C228222791	100107919	G416
MAX	Black	Huella Esq. Der.	60x30 cm.	23 5/8" x 11 6/8"	Lappato	C228222751	100107918	G416
MAX	Grey	Huella Esq. Der.	120x30 cm.	47 2/8" x 11 6/8"	Lappato	C221401251	100115240	G425
MAX	Grey	Huella Esq. Der.	120x30 cm.	47 2/8" x 11 6/8"	Nature	C221401181	100115241	G425
MAX	Grey	Huella Esq. Der.	80x40 cm.	31 4/8" x 15 6/8"	Nature	C252100021	100089943	G417
MAX	Grey	Huella Esq. Der.	80x40 cm.	31 4/8" x 15 6/8"	Lappato	C227600151	100093907	G417
MAX	Grey	Huella Esq. Der.	60x30 cm.	23 5/8" x 11 6/8"	Nature	C228222811	100107921	G416
MAX	Grey	Huella Esq. Der.	60x30 cm.	23 5/8" x 11 6/8"	Lappato	C228222891	100107920	G416
MAX	Beige	Huella Esq. Der.	120x30 cm.	47 2/8" x 11 6/8"	Lappato	C221401301	100115236	G425
MAX	Beige	Huella Esq. Der.	120x30 cm.	47 2/8" x 11 6/8"	Nature	C221401161	100115237	G425
MAX	Beige	Huella Esq. Der.	80x40 cm.	31 4/8" x 15 6/8"	Lappato	C227600201	100095155	G417
MAX	Beige	Huella Esq. Der.	80x40 cm.	31 4/8" x 15 6/8"	Nature	C252100091	100089941	G417
MAX	Beige	Huella Esq. Der.	60x30 cm.	23 5/8" x 11 6/8"	Nature	C228222741	100107917	G416
MAX	Beige	Huella Esq. Der.	60x30 cm.	23 5/8" x 11 6/8"	Lappato	C228222731	100107916	G416


**MAX / Huella Esquina Izquierda / Step Tile Left Corner**

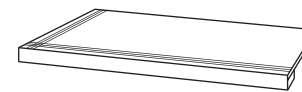
MAX	Black	Huella Esq. Izq.	120x30 cm.	47 2/8" x 11 6/8"	Nature	C221401201	100115245	G425
MAX	Black	Huella Esq. Izq.	120x30 cm.	47 2/8" x 11 6/8"	Lappato	C221401111	100115244	G425
MAX	Black	Huella Esq. Izq.	80x40 cm.	31 4/8" x 15 6/8"	Nature	C252100071	100089945	G417
MAX	Black	Huella Esq. Izq.	80x40 cm.	31 4/8" x 15 6/8"	Lappato	C227600141	100093910	G417
MAX	Black	Huella Esq. Izq.	60x30 cm.	23 5/8" x 11 6/8"	Nature	C228222881	100107925	G416
MAX	Black	Huella Esq. Izq.	60x30 cm.	23 5/8" x 11 6/8"	Lappato	C228222781	100107924	G416
MAX	Grey	Huella Esq. Izq.	120x30 cm.	47 2/8" x 11 6/8"	Nature	C221401131	100115247	G425
MAX	Grey	Huella Esq. Izq.	120x30 cm.	47 2/8" x 11 6/8"	Lappato	C221401261	100115246	G425
MAX	Grey	Huella Esq. Izq.	80x40 cm.	31 4/8" x 15 6/8"	Nature	C252100041	100089946	G417
MAX	Grey	Huella Esq. Izq.	80x40 cm.	31 4/8" x 15 6/8"	Lappato	C227600161	100093911	G417
MAX	Grey	Huella Esq. Izq.	60x30 cm.	23 5/8" x 11 6/8"	Nature	C228222801	100107927	G416
MAX	Grey	Huella Esq. Izq.	60x30 cm.	23 5/8" x 11 6/8"	Lappato	C228222831	100107926	G416
MAX	Beige	Huella Esq. Izq.	120x30 cm.	47 2/8" x 11 6/8"	Nature	C221401231	100115243	G425
MAX	Beige	Huella Esq. Izq.	120x30 cm.	47 2/8" x 11 6/8"	Lappato	C221401211	100115242	G425
MAX	Beige	Huella Esq. Izq.	80x40 cm.	31 4/8" x 15 6/8"	Nature	C252100111	100089944	G417
MAX	Beige	Huella Esq. Izq.	80x40 cm.	31 4/8" x 15 6/8"	Lappato	C227600131	100093908	G417
MAX	Beige	Huella Esq. Izq.	60x30 cm.	23 5/8" x 11 6/8"	Nature	C228222771	100107923	G416
MAX	Beige	Huella Esq. Izq.	60x30 cm.	23 5/8" x 11 6/8"	Lappato	C228222761	100107922	G416


**MAX / Peldaño Técnico / Technical Step Tile**

MAX	Black	Peld. Téc.	120x30 cm.	47 <sup>2/8</sup> " x 11 <sup>6/8</sup> "	Nature	C221401991	100115251	G434
MAX	Black	Peld. Téc.	120x30 cm.	47 <sup>2/8</sup> " x 11 <sup>6/8</sup> "	Lappato	C221401821	100115250	G434
MAX	Black	Peld. Téc.	80x40 cm.	31 <sup>4/8</sup> " x 15 <sup>6/8</sup> "	Nature	C252100121	100089999	G428
MAX	Black	Peld. Téc.	80x40 cm.	31 <sup>4/8</sup> " x 15 <sup>6/8</sup> "	Lappato	C252100251	100090354	G429
MAX	Black	Peld. Téc.	60x30 cm.	23 <sup>5/8</sup> " x 11 <sup>6/8</sup> "	Nature	C228223051	100108064	G425
MAX	Black	Peld. Téc.	60x30 cm.	23 <sup>5/8</sup> " x 11 <sup>6/8</sup> "	Lappato	C228222961	100107859	G425
MAX	Grey	Peld. Téc.	120x30 cm.	47 <sup>2/8</sup> " x 11 <sup>6/8</sup> "	Nature	C221401851	100115253	G434
MAX	Grey	Peld. Téc.	120x30 cm.	47 <sup>2/8</sup> " x 11 <sup>6/8</sup> "	Lappato	C221401811	100115252	G434
MAX	Grey	Peld. Téc.	80x40 cm.	31 <sup>4/8</sup> " x 15 <sup>6/8</sup> "	Nature	C252100001	100090001	G428
MAX	Grey	Peld. Téc.	80x40 cm.	31 <sup>4/8</sup> " x 15 <sup>6/8</sup> "	Lappato	C252100211	100090349	G429
MAX	Grey	Peld. Téc.	60x30 cm.	23 <sup>5/8</sup> " x 11 <sup>6/8</sup> "	Nature	C228223001	100107861	G425
MAX	Grey	Peld. Téc.	60x30 cm.	23 <sup>5/8</sup> " x 11 <sup>6/8</sup> "	Lappato	C228222981	100107860	G425
MAX	Beige	Peld. Téc.	120x30 cm.	47 <sup>2/8</sup> " x 11 <sup>6/8</sup> "	Nature	C221401841	100115249	G434
MAX	Beige	Peld. Téc.	120x30 cm.	47 <sup>2/8</sup> " x 11 <sup>6/8</sup> "	Lappato	C221401901	100115248	G434
MAX	Beige	Peld. Téc.	80x40 cm.	31 <sup>4/8</sup> " x 15 <sup>6/8</sup> "	Nature	C252100161	100089997	G428
MAX	Beige	Peld. Téc.	80x40 cm.	31 <sup>4/8</sup> " x 15 <sup>6/8</sup> "	Lappato	C252100181	100090346	G429
MAX	Beige	Peld. Téc.	60x30 cm.	23 <sup>5/8</sup> " x 11 <sup>6/8</sup> "	Nature	C228223031	100107858	G425
MAX	Beige	Peld. Téc.	60x30 cm.	23 <sup>5/8</sup> " x 11 <sup>6/8</sup> "	Lappato	C228223041	100107857	G425


**MAX / Peldaño Técnico Esquina Derecha / Technical Step Tile Right Corner**

MAX	Black	Peld. Téc. Esq. Der.	120x30 cm.	47 <sup>2/8</sup> " x 11 <sup>6/8</sup> "	Nature	C221401531	100115257	G441
MAX	Black	Peld. Téc. Esq. Der.	120x30 cm.	47 <sup>2/8</sup> " x 11 <sup>6/8</sup> "	Lappato	C221401771	100115256	G441
MAX	Black	Peld. Téc. Esq. Der.	80x40 cm.	31 <sup>4/8</sup> " x 15 <sup>6/8</sup> "	Nature	C252100051	100089987	G442
MAX	Black	Peld. Téc. Esq. Der.	80x40 cm.	31 <sup>4/8</sup> " x 15 <sup>6/8</sup> "	Lappato	C252100221	100090351	G445
MAX	Black	Peld. Téc. Esq. Der.	60x30 cm.	23 <sup>5/8</sup> " x 11 <sup>6/8</sup> "	Nature	C228222821	100107766	G430
MAX	Black	Peld. Téc. Esq. Der.	60x30 cm.	23 <sup>5/8</sup> " x 11 <sup>6/8</sup> "	Lappato	C228222721	100107765	G430
MAX	Grey	Peld. Téc. Esq. Der.	120x30 cm.	47 <sup>2/8</sup> " x 11 <sup>6/8</sup> "	Nature	C221401371	100115259	G441
MAX	Grey	Peld. Téc. Esq. Der.	120x30 cm.	47 <sup>2/8</sup> " x 11 <sup>6/8</sup> "	Lappato	C221401391	100115258	G441
MAX	Grey	Peld. Téc. Esq. Der.	80x40 cm.	31 <sup>4/8</sup> " x 15 <sup>6/8</sup> "	Nature	C252100151	100089989	G442
MAX	Grey	Peld. Téc. Esq. Der.	80x40 cm.	31 <sup>4/8</sup> " x 15 <sup>6/8</sup> "	Lappato	C252100191	100090340	G445
MAX	Grey	Peld. Téc. Esq. Der.	60x30 cm.	23 <sup>5/8</sup> " x 11 <sup>6/8</sup> "	Nature	C228222951	100107768	G430
MAX	Grey	Peld. Téc. Esq. Der.	60x30 cm.	23 <sup>5/8</sup> " x 11 <sup>6/8</sup> "	Lappato	C228222921	100107767	G430
MAX	Beige	Peld. Téc. Esq. Der.	120x30 cm.	47 <sup>2/8</sup> " x 11 <sup>6/8</sup> "	Nature	C221401581	100115255	G441
MAX	Beige	Peld. Téc. Esq. Der.	120x30 cm.	47 <sup>2/8</sup> " x 11 <sup>6/8</sup> "	Lappato	C221401621	100115254	G441
MAX	Beige	Peld. Téc. Esq. Der.	80x40 cm.	31 <sup>4/8</sup> " x 15 <sup>6/8</sup> "	Nature	C252100141	100089985	G442
MAX	Beige	Peld. Téc. Esq. Der.	80x40 cm.	31 <sup>4/8</sup> " x 15 <sup>6/8</sup> "	Lappato	C252100171	100090337	G445
MAX	Beige	Peld. Téc. Esq. Der.	60x30 cm.	23 <sup>5/8</sup> " x 11 <sup>6/8</sup> "	Nature	C228222711	100107764	G430
MAX	Beige	Peld. Téc. Esq. Der.	60x30 cm.	23 <sup>5/8</sup> " x 11 <sup>6/8</sup> "	Lappato	C228222701	100107763	G430



**MAX / Peldaño Técnico Esquina Izquierda / Technical Step Tile Left Corner**

MAX	Black	Peld. Téc. Esq. Izq.	120x30 cm.	47 <sup>2/8</sup> " x 11 <sup>6/8</sup> "	Nature	C221401481	100115263	G441
MAX	Black	Peld. Téc. Esq. Izq.	120x30 cm.	47 <sup>2/8</sup> " x 11 <sup>6/8</sup> "	Lappato	C221401451	100115262	G441
MAX	Black	Peld. Téc. Esq. Izq.	80x40 cm.	31 <sup>4/8</sup> " x 15 <sup>6/8</sup> "	Nature	C252100131	100089993	G442
MAX	Black	Peld. Téc. Esq. Izq.	80x40 cm.	31 <sup>4/8</sup> " x 15 <sup>6/8</sup> "	Lappato	C252100241	100090353	G445
MAX	Black	Peld. Téc. Esq. Izq.	60x30 cm.	23 <sup>5/8</sup> " x 11 <sup>6/8</sup> "	Nature	C228223021	100107772	G430
MAX	Black	Peld. Téc. Esq. Izq.	60x30 cm.	23 <sup>5/8</sup> " x 11 <sup>6/8</sup> "	Lappato	C228223011	100107771	G430
MAX	Grey	Peld. Téc. Esq. Izq.	120x30 cm.	47 <sup>2/8</sup> " x 11 <sup>6/8</sup> "	Nature	C221401601	100115265	G441
MAX	Grey	Peld. Téc. Esq. Izq.	120x30 cm.	47 <sup>2/8</sup> " x 11 <sup>6/8</sup> "	Lappato	C221401401	100115264	G441
MAX	Grey	Peld. Téc. Esq. Izq.	80x40 cm.	31 <sup>4/8</sup> " x 15 <sup>6/8</sup> "	Nature	C252100061	100089995	G442
MAX	Grey	Peld. Téc. Esq. Izq.	80x40 cm.	31 <sup>4/8</sup> " x 15 <sup>6/8</sup> "	Lappato	C252100201	100090344	G445
MAX	Grey	Peld. Téc. Esq. Izq.	60x30 cm.	23 <sup>5/8</sup> " x 11 <sup>6/8</sup> "	Nature	C228222991	100107774	G430
MAX	Grey	Peld. Téc. Esq. Izq.	60x30 cm.	23 <sup>5/8</sup> " x 11 <sup>6/8</sup> "	Lappato	C228222971	100107773	G430
MAX	Beige	Peld. Téc. Esq. Izq.	120x30 cm.	47 <sup>2/8</sup> " x 11 <sup>6/8</sup> "	Nature	C221401711	100115261	G441
MAX	Beige	Peld. Téc. Esq. Izq.	120x30 cm.	47 <sup>2/8</sup> " x 11 <sup>6/8</sup> "	Lappato	C221401631	100115260	G441
MAX	Beige	Peld. Téc. Esq. Izq.	80x40 cm.	31 <sup>4/8</sup> " x 15 <sup>6/8</sup> "	Nature	C252100011	100089991	G442
MAX	Beige	Peld. Téc. Esq. Izq.	80x40 cm.	31 <sup>4/8</sup> " x 15 <sup>6/8</sup> "	Lappato	C252100231	100090352	G445
MAX	Beige	Peld. Téc. Esq. Izq.	60x30 cm.	23 <sup>5/8</sup> " x 11 <sup>6/8</sup> "	Nature	C228222931	100107770	G430
MAX	Beige	Peld. Téc. Esq. Izq.	60x30 cm.	23 <sup>5/8</sup> " x 11 <sup>6/8</sup> "	Lappato	C228222941	100107769	G430



Neo Beige Nature 60x60 cm.  
Neo Beige Texture 60x10 cm.

---



NEO COLLECTION  
NEO SPECIAL PIECES


---

**NEO**



**NEO BLACK**

Formato (cm.) Format (inches)	Espesor (mm.) Thickness (inches)	Acabado Finish	Código KEA KEA Code	Código SAP SAP Code	Valor UPEC UPEC Value
60x60 / 23 <sup>5/8</sup> "x23 <sup>5/8</sup> "	10 / 6/16"	Polished	C225952001	100069379 G457	-
60x30 / 23 <sup>5/8</sup> "x11 <sup>6/8</sup> "	10 / 6/16"	Polished	C222998341	100069368 G455	-
60x10 / 23 <sup>5/8</sup> "x4"	10 / 6/16"	Polished	C222000141	100072903 G466	-
60x60 / 23 <sup>5/8</sup> "x23 <sup>5/8</sup> "	10,4 / 7/16"	Nature	C225951871	100069378 G455	U4 P4 + E3 C2
60x30 / 23 <sup>5/8</sup> "x11 <sup>6/8</sup> "	10,4 / 7/16"	Nature	C222998331	100069367 G454	U4 P4 E3 C2
60x10 / 23 <sup>5/8</sup> "x4"	10,4 / 7/16"	Nature	C222000021	100072891 G466	-
60x60 / 23 <sup>5/8</sup> "x23 <sup>5/8</sup> "	10,4 / 7/16"	Texture	C225951991	100069380 G455	-
60x30 / 23 <sup>5/8</sup> "x11 <sup>6/8</sup> "	10,4 / 7/16"	Texture	C222998581	100069359 G454	-
60x10 / 23 <sup>5/8</sup> "x4"	10,4 / 7/16"	Texture	C222000151	100072892 G466	-



Polished Nature R10A Texture R10A

**NEO COAL**

Formato (cm.) Format (inches)	Espesor (mm.) Thickness (inches)	Acabado Finish	Código KEA KEA Code	Código SAP SAP Code	Valor UPEC UPEC Value
60x60 / 23 <sup>5/8</sup> "x23 <sup>5/8</sup> "	10 / 6/16"	Polished	C225951901	100069382 G457	-
60x30 / 23 <sup>5/8</sup> "x11 <sup>6/8</sup> "	10 / 6/16"	Polished	C222998321	100069370 G455	-
60x10 / 23 <sup>5/8</sup> "x4"	10 / 6/16"	Polished	C222000131	100072904 G466	-
60x60 / 23 <sup>5/8</sup> "x23 <sup>5/8</sup> "	10,4 / 7/16"	Nature	C225951931	100069381 G455	U4 P4 + E3 C2
60x30 / 23 <sup>5/8</sup> "x11 <sup>6/8</sup> "	10,4 / 7/16"	Nature	C222998351	100069369 G454	U4 P4 E3 C2
60x10 / 23 <sup>5/8</sup> "x4"	10,4 / 7/16"	Nature	C222000161	100072893 G466	-
60x60 / 23 <sup>5/8</sup> "x23 <sup>5/8</sup> "	10,4 / 7/16"	Texture	C225951831	100069383 G455	-
60x30 / 23 <sup>5/8</sup> "x11 <sup>6/8</sup> "	10,4 / 7/16"	Texture	C222998591	100069360 G454	-
60x10 / 23 <sup>5/8</sup> "x4"	10,4 / 7/16"	Texture	C222000051	100072894 G466	-



Polished Nature R10A Texture R10A

**NEO GREY**

Formato (cm.) Format (inches)	Espesor (mm.) Thickness (inches)	Acabado Finish	Código KEA KEA Code	Código SAP SAP Code	Valor UPEC UPEC Value
60x60 / 23 <sup>5/8</sup> "x23 <sup>5/8</sup> "	10 / 6/16"	Polished	C225951891	100069385 G457	-
60x30 / 23 <sup>5/8</sup> "x11 <sup>6/8</sup> "	10 / 6/16"	Polished	C222998281	100069372 G455	-
60x10 / 23 <sup>5/8</sup> "x4"	10 / 6/16"	Polished	C222000011	100072905 G466	-
60x60 / 23 <sup>5/8</sup> "x23 <sup>5/8</sup> "	10,4 / 7/16"	Nature	C225951981	100069384 G454	U4 P4 + E3 C2
60x30 / 23 <sup>5/8</sup> "x11 <sup>6/8</sup> "	10,4 / 7/16"	Nature	C222998311	100069371 G453	U4 P4 E3 C2
60x10 / 23 <sup>5/8</sup> "x4"	10,4 / 7/16"	Nature	C222000171	100072895 G466	-
60x60 / 23 <sup>5/8</sup> "x23 <sup>5/8</sup> "	10,4 / 7/16"	Texture	C225951911	100069386 G454	-
60x30 / 23 <sup>5/8</sup> "x11 <sup>6/8</sup> "	10,4 / 7/16"	Texture	C222998571	100069361 G453	-
60x10 / 23 <sup>5/8</sup> "x4"	10,4 / 7/16"	Texture	C222000221	100072896 G466	-



**NEO WHITE**

Formato (cm.) Format (inches)	Espesor (mm.) Thickness (inches)	Acabado Finish	Código KEA KEA Code	Código SAP SAP Code	Valor UPEC UPEC Value
60x60 / 23 <sup>5/8</sup> "x23 <sup>5/8</sup> "	10 / 6/16"	Polished	C225951821	100069388 G457	-
60x30 / 23 <sup>5/8</sup> "x11 <sup>6/8</sup> "	10 / 6/16"	Polished	C222998301	100069374 G455	-
60x10 / 23 <sup>5/8</sup> "x4"	10 / 6/16"	Polished	C222000121	100072906 G466	-
60x60 / 23 <sup>5/8</sup> "x23 <sup>5/8</sup> "	10,4 / 7/16"	Nature	C225951951	100069387 G455	U4 P4 + E3 C2
60x30 / 23 <sup>5/8</sup> "x11 <sup>6/8</sup> "	10,4 / 7/16"	Nature	C222998271	100069373 G454	U4 P4 E3 C2
60x10 / 23 <sup>5/8</sup> "x4"	10,4 / 7/16"	Nature	C222000181	100072897 G466	-
60x60 / 23 <sup>5/8</sup> "x23 <sup>5/8</sup> "	10,4 / 7/16"	Texture	C225951941	100069389 G455	-
60x30 / 23 <sup>5/8</sup> "x11 <sup>6/8</sup> "	10,4 / 7/16"	Texture	C222998361	100069355 G454	-
60x10 / 23 <sup>5/8</sup> "x4"	10,4 / 7/16"	Texture	C222000071	100072898 G466	-



Polished Nature R10A Texture R10A



Polished Nature R10A Texture R10A



**NEO BEIGE**

Formato (cm.) Format (inches)	Espesor (mm.) Thickness (inches)	Acabado Finish	Código KEA KEA Code	Código SAP SAP Code	Valor UPEC UPEC Value
60x60 / 23 <sup>5/8</sup> "x23 <sup>5/8</sup> "	10 / 6/16"	Polished	C225951881	100069376 G457	-
60x30 / 23 <sup>5/8</sup> "x11 <sup>6/8</sup> "	10 / 6/16"	Polished	C222998291	100069366 G455	-
60x10 / 23 <sup>5/8</sup> "x4"	10 / 6/16"	Polished	C222000211	100072902 G466	-
60x60 / 23 <sup>5/8</sup> "x23 <sup>5/8</sup> "	10,4 / 7/16"	Nature	C225951841	100069375 G454	U4 P4 + E3 C2
60x30 / 23 <sup>5/8</sup> "x11 <sup>6/8</sup> "	10,4 / 7/16"	Nature	C222998671	100069365 G453	U4 P4 E3 C2
60x10 / 23 <sup>5/8</sup> "x4"	10,4 / 7/16"	Nature	C222000201	100072889 G466	-
60x60 / 23 <sup>5/8</sup> "x23 <sup>5/8</sup> "	10,4 / 7/16"	Texture	C225951961	100069377 G454	-
60x30 / 23 <sup>5/8</sup> "x11 <sup>6/8</sup> "	10,4 / 7/16"	Texture	C222998561	100069358 G453	-
60x10 / 23 <sup>5/8</sup> "x4"	10,4 / 7/16"	Texture	C222000111	100072890 G466	-



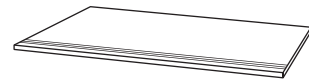
Polished

Nature R10A

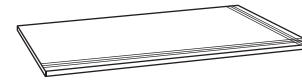
Texture R10A


**NEO / Zócalo / Skirting Board**

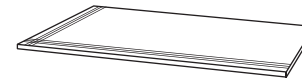
NEO	Beige	Zócalo	60x9 cm.	23 5/8" x 3 4/8"	Polished	C229011231	100071781	G407
NEO	Beige	Zócalo	60x9 cm.	23 5/8" x 3 4/8"	Nature	C229011221	100071780	G406
NEO	Beige	Zócalo	60x9 cm.	23 5/8" x 3 4/8"	Texture	C229011271	100071782	G406
NEO	Black	Zócalo	60x9 cm.	23 5/8" x 3 4/8"	Polished	C229011251	100071783	G407
NEO	Black	Zócalo	60x9 cm.	23 5/8" x 3 4/8"	Nature	C229011321	100071794	G406
NEO	Black	Zócalo	60x9 cm.	23 5/8" x 3 4/8"	Texture	C229011261	100071784	G406
NEO	Coal	Zócalo	60x9 cm.	23 5/8" x 3 4/8"	Polished	C229011281	100071785	G407
NEO	Coal	Zócalo	60x9 cm.	23 5/8" x 3 4/8"	Nature	C229011241	100071795	G406
NEO	Coal	Zócalo	60x9 cm.	23 5/8" x 3 4/8"	Texture	C229011361	100071786	G406
NEO	Grey	Zócalo	60x9 cm.	23 5/8" x 3 4/8"	Polished	C229011301	100071788	G407
NEO	Grey	Zócalo	60x9 cm.	23 5/8" x 3 4/8"	Nature	C229011291	100071787	G406
NEO	Grey	Zócalo	60x9 cm.	23 5/8" x 3 4/8"	Texture	C229011331	100071789	G406
NEO	White	Zócalo	60x9 cm.	23 5/8" x 3 4/8"	Polished	C229011351	100071791	G407
NEO	White	Zócalo	60x9 cm.	23 5/8" x 3 4/8"	Nature	C229011341	100071790	G406
NEO	White	Zócalo	60x9 cm.	23 5/8" x 3 4/8"	Texture	C229011311	100071792	G406


**NEO / Huella / Step Tile**

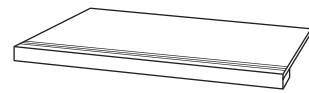
NEO	Beige	Huella	60x30 cm.	23 5/8" x 11 6/8"	Polished	C228218371	100069604	G414
NEO	Beige	Huella	60x30 cm.	23 5/8" x 11 6/8"	Nature	C228218261	100069617	G414
NEO	Beige	Huella	60x30 cm.	23 5/8" x 11 6/8"	Texture	C228218361	100069605	G414
NEO	Black	Huella	60x30 cm.	23 5/8" x 11 6/8"	Polished	C228218331	100069606	G414
NEO	Black	Huella	60x30 cm.	23 5/8" x 11 6/8"	Nature	C228218251	100069618	G414
NEO	Black	Huella	60x30 cm.	23 5/8" x 11 6/8"	Texture	C228218301	100069607	G414
NEO	Coal	Huella	60x30 cm.	23 5/8" x 11 6/8"	Polished	C228218341	100069608	G414
NEO	Coal	Huella	60x30 cm.	23 5/8" x 11 6/8"	Nature	C228218241	100069619	G414
NEO	Coal	Huella	60x30 cm.	23 5/8" x 11 6/8"	Texture	C228218351	100069609	G414
NEO	Grey	Huella	60x30 cm.	23 5/8" x 11 6/8"	Polished	C228218281	100069610	G414
NEO	Grey	Huella	60x30 cm.	23 5/8" x 11 6/8"	Nature	C228218271	100069611	G414
NEO	Grey	Huella	60x30 cm.	23 5/8" x 11 6/8"	Texture	C228218291	100069612	G414
NEO	White	Huella	60x30 cm.	23 5/8" x 11 6/8"	Polished	C228218311	100069613	G414
NEO	White	Huella	60x30 cm.	23 5/8" x 11 6/8"	Nature	C228218231	100069620	G414
NEO	White	Huella	60x30 cm.	23 5/8" x 11 6/8"	Texture	C228218321	100069615	G414


**NEO / Huella Esquina Derecha / Step Tile Right Corner**

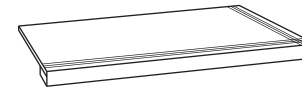
NEO	Beige	Huella Esq. Der.	60x30 cm.	23 5/8" x 11 6/8"	Polished	C228219201	100072883	G416
NEO	Beige	Huella Esq. Der.	60x30 cm.	23 5/8" x 11 6/8"	Nature	C228219031	100072853	G416
NEO	Beige	Huella Esq. Der.	60x30 cm.	23 5/8" x 11 6/8"	Texture	C228219021	100072854	G416
NEO	Black	Huella Esq. Der.	60x30 cm.	23 5/8" x 11 6/8"	Polished	C228218931	100072835	G416
NEO	Black	Huella Esq. Der.	60x30 cm.	23 5/8" x 11 6/8"	Nature	C228218981	100072855	G416
NEO	Black	Huella Esq. Der.	60x30 cm.	23 5/8" x 11 6/8"	Texture	C228219011	100072856	G416
NEO	Coal	Huella Esq. Der.	60x30 cm.	23 5/8" x 11 6/8"	Polished	C228218861	100072836	G416
NEO	Coal	Huella Esq. Der.	60x30 cm.	23 5/8" x 11 6/8"	Nature	C228219001	100072857	G416
NEO	Coal	Huella Esq. Der.	60x30 cm.	23 5/8" x 11 6/8"	Texture	C228218991	100072858	G416
NEO	Grey	Huella Esq. Der.	60x30 cm.	23 5/8" x 11 6/8"	Polished	C228218881	100072837	G416
NEO	Grey	Huella Esq. Der.	60x30 cm.	23 5/8" x 11 6/8"	Nature	C228219061	100072859	G416
NEO	Grey	Huella Esq. Der.	60x30 cm.	23 5/8" x 11 6/8"	Texture	C228219071	100072860	G416
NEO	White	Huella Esq. Der.	60x30 cm.	23 5/8" x 11 6/8"	Polished	C228218941	100072838	G416
NEO	White	Huella Esq. Der.	60x30 cm.	23 5/8" x 11 6/8"	Nature	C228219051	100072861	G416
NEO	White	Huella Esq. Der.	60x30 cm.	23 5/8" x 11 6/8"	Texture	C228219041	100072862	G416


**NEO / Huella Esquina Izquierda / Step Tile Left Corner**

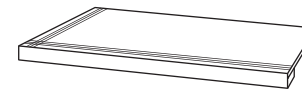
NEO	Beige	Huella Esq. Izq.	60x30 cm.	23 5/8" x 11 6/8"	Polished	C228218891	100072840	G416
NEO	Beige	Huella Esq. Izq.	60x30 cm.	23 5/8" x 11 6/8"	Nature	C228218851	100072839	G416
NEO	Beige	Huella Esq. Izq.	60x30 cm.	23 5/8" x 11 6/8"	Texture	C228218841	100072841	G416
NEO	Black	Huella Esq. Izq.	60x30 cm.	23 5/8" x 11 6/8"	Polished	C228218871	100072843	G416
NEO	Black	Huella Esq. Izq.	60x30 cm.	23 5/8" x 11 6/8"	Nature	C228218911	100072842	G416
NEO	Black	Huella Esq. Izq.	60x30 cm.	23 5/8" x 11 6/8"	Texture	C228218821	100072801	G416
NEO	Coal	Huella Esq. Izq.	60x30 cm.	23 5/8" x 11 6/8"	Polished	C228219231	100072885	G416
NEO	Coal	Huella Esq. Izq.	60x30 cm.	23 5/8" x 11 6/8"	Nature	C228218831	100072844	G416
NEO	Coal	Huella Esq. Izq.	60x30 cm.	23 5/8" x 11 6/8"	Texture	C228218951	100072845	G416
NEO	Grey	Huella Esq. Izq.	60x30 cm.	23 5/8" x 11 6/8"	Polished	C228219211	100072886	G416
NEO	Grey	Huella Esq. Izq.	60x30 cm.	23 5/8" x 11 6/8"	Nature	C228218921	100072846	G416
NEO	Grey	Huella Esq. Izq.	60x30 cm.	23 5/8" x 11 6/8"	Texture	C228218901	100072847	G416
NEO	White	Huella Esq. Izq.	60x30 cm.	23 5/8" x 11 6/8"	Polished	C228219251	100072884	G416
NEO	White	Huella Esq. Izq.	60x30 cm.	23 5/8" x 11 6/8"	Nature	C228218961	100072848	G416
NEO	White	Huella Esq. Izq.	60x30 cm.	23 5/8" x 11 6/8"	Texture	C228218971	100072849	G416


**NEO / Peldaño Técnico / Technical Step Tile**

NEO	Beige	Peld. Téc.	60x30 cm.	23 5/8" x 11 6/8"	Polished	C228218491	100071946	G425
NEO	Beige	Peld. Téc.	60x30 cm.	23 5/8" x 11 6/8"	Nature	C228218381	100070922	G424
NEO	Beige	Peld. Téc.	60x30 cm.	23 5/8" x 11 6/8"	Texture	C228218501	100071947	G424
NEO	Black	Peld. Téc.	60x30 cm.	23 5/8" x 11 6/8"	Polished	C228218471	100071948	G425
NEO	Black	Peld. Téc.	60x30 cm.	23 5/8" x 11 6/8"	Nature	C228218611	100070923	G424
NEO	Black	Peld. Téc.	60x30 cm.	23 5/8" x 11 6/8"	Texture	C228218451	100071949	G424
NEO	Coal	Peld. Téc.	60x30 cm.	23 5/8" x 11 6/8"	Polished	C228218431	100071928	G425
NEO	Coal	Peld. Téc.	60x30 cm.	23 5/8" x 11 6/8"	Nature	C228218411	100070924	G424
NEO	Coal	Peld. Téc.	60x30 cm.	23 5/8" x 11 6/8"	Texture	C228218441	100071950	G424
NEO	Grey	Peld. Téc.	60x30 cm.	23 5/8" x 11 6/8"	Polished	C228218391	100070925	G425
NEO	Grey	Peld. Téc.	60x30 cm.	23 5/8" x 11 6/8"	Nature	C228218621	100070926	G424
NEO	Grey	Peld. Téc.	60x30 cm.	23 5/8" x 11 6/8"	Texture	C228218481	100071951	G424
NEO	White	Peld. Téc.	60x30 cm.	23 5/8" x 11 6/8"	Polished	C228218461	100071952	G425
NEO	White	Peld. Téc.	60x30 cm.	23 5/8" x 11 6/8"	Nature	C228218401	100070927	G424
NEO	White	Peld. Téc.	60x30 cm.	23 5/8" x 11 6/8"	Texture	C228218521	100071982	G424


**NEO / Peldaño Técnico Esquina Derecha / Technical Step Tile Right Corner**

NEO	Beige	Peld. Téc. Esq. Der.	60x30 cm.	23 5/8" x 11 6/8"	Polished	C228218641	100071995	G430
NEO	Beige	Peld. Téc. Esq. Der.	60x30 cm.	23 5/8" x 11 6/8"	Nature	C228218781	100072019	G429
NEO	Beige	Peld. Téc. Esq. Der.	60x30 cm.	23 5/8" x 11 6/8"	Texture	C228218511	100071983	G429
NEO	Black	Peld. Téc. Esq. Der.	60x30 cm.	23 5/8" x 11 6/8"	Polished	C228218651	100071996	G430
NEO	Black	Peld. Téc. Esq. Der.	60x30 cm.	23 5/8" x 11 6/8"	Nature	C228218791	100072020	G429
NEO	Black	Peld. Téc. Esq. Der.	60x30 cm.	23 5/8" x 11 6/8"	Texture	C228218631	100071992	G429
NEO	Coal	Peld. Téc. Esq. Der.	60x30 cm.	23 5/8" x 11 6/8"	Polished	C228218661	100071997	G430
NEO	Coal	Peld. Téc. Esq. Der.	60x30 cm.	23 5/8" x 11 6/8"	Nature	C228218811	100072021	G429
NEO	Coal	Peld. Téc. Esq. Der.	60x30 cm.	23 5/8" x 11 6/8"	Texture	C228218531	100071984	G429
NEO	Grey	Peld. Téc. Esq. Der.	60x30 cm.	23 5/8" x 11 6/8"	Polished	C228218701	100071994	G430
NEO	Grey	Peld. Téc. Esq. Der.	60x30 cm.	23 5/8" x 11 6/8"	Nature	C228218801	100072022	G429
NEO	Grey	Peld. Téc. Esq. Der.	60x30 cm.	23 5/8" x 11 6/8"	Texture	C228218581	100071985	G429
NEO	White	Peld. Téc. Esq. Der.	60x30 cm.	23 5/8" x 11 6/8"	Polished	C228218681	100071993	G430
NEO	White	Peld. Téc. Esq. Der.	60x30 cm.	23 5/8" x 11 6/8"	Nature	C228219361	100072023	G429
NEO	White	Peld. Téc. Esq. Der.	60x30 cm.	23 5/8" x 11 6/8"	Texture	C228218541	100071986	G429


**NEO / Peldaño Técnico Esquina Izquierda / Technical Step Tile Left Corner**

NEO	Beige	Peld. Téc. Esq. Izq.	60x30 cm.	23 5/8" x 11 6/8"	Polished	C228218421	100070929	G430
NEO	Beige	Peld. Téc. Esq. Izq.	60x30 cm.	23 5/8" x 11 6/8"	Nature	C228218671	100071998	G429
NEO	Beige	Peld. Téc. Esq. Izq.	60x30 cm.	23 5/8" x 11 6/8"	Texture	C228218561	100071987	G429
NEO	Black	Peld. Téc. Esq. Izq.	60x30 cm.	23 5/8" x 11 6/8"	Polished	C228218711	100072000	G430
NEO	Black	Peld. Téc. Esq. Izq.	60x30 cm.	23 5/8" x 11 6/8"	Nature	C228218751	100071999	G429
NEO	Black	Peld. Téc. Esq. Izq.	60x30 cm.	23 5/8" x 11 6/8"	Texture	C228218571	100071988	G429
NEO	Coal	Peld. Téc. Esq. Izq.	60x30 cm.	23 5/8" x 11 6/8"	Polished	C228218731	100072002	G430
NEO	Coal	Peld. Téc. Esq. Izq.	60x30 cm.	23 5/8" x 11 6/8"	Nature	C228218691	100072001	G429
NEO	Coal	Peld. Téc. Esq. Izq.	60x30 cm.	23 5/8" x 11 6/8"	Texture	C228218591	100071989	G429
NEO	Grey	Peld. Téc. Esq. Izq.	60x30 cm.	23 5/8" x 11 6/8"	Polished	C228218761	100072004	G430
NEO	Grey	Peld. Téc. Esq. Izq.	60x30 cm.	23 5/8" x 11 6/8"	Nature	C228218741	100072003	G429
NEO	Grey	Peld. Téc. Esq. Izq.	60x30 cm.	23 5/8" x 11 6/8"	Texture	C228218551	100071990	G429
NEO	White	Peld. Téc. Esq. Izq.	60x30 cm.	23 5/8" x 11 6/8"	Polished	C228218771	100072006	G430
NEO	White	Peld. Téc. Esq. Izq.	60x30 cm.	23 5/8" x 11 6/8"	Nature	C228218721	100072005	G429
NEO	White	Peld. Téc. Esq. Izq.	60x30 cm.	23 5/8" x 11 6/8"	Texture	C228218601	100071991	G429



Town Extreme White Polished 60x60 cm.

---



TOWN COLLECTION  
TOWN MOSAIC COLLECTION  
TOWN SPECIAL EDITION  
TOWN SPECIAL PIECES

---

**TOWN**




Town White Nature 60x30 cm.

---




**TOWN**



**TOWN WHITE**

Formato (cm.) Format (inches)	Espesor (mm.) Thickness (inches)	Acabado Finish	Código KEA KEA Code	Código SAP SAP Code	Valor UPEC UPEC Value
60x60 / 23 <sup>5/8</sup> "x23 <sup>5/8</sup> "	10 / 6/16"	Polished	C225950891	100007707 G486	-
60x30 / 23 <sup>5/8</sup> "x11 <sup>6/8</sup> "	10 / 6/16"	Polished	C225950621	100007711 G486	-
60X10 / 23 <sup>5/8</sup> "x4"	10 / 6/16"	Polished	C222000261	100080604 G467	-
60x60 / 23 <sup>5/8</sup> "x23 <sup>5/8</sup> "	10,4 / 7/16"	Lappato	C225953481	100110072 G462	-
60x30 / 23 <sup>5/8</sup> "x11 <sup>6/8</sup> "	10,4 / 7/16"	Lappato	C222996051	100109968 G459	-
60X10 / 23 <sup>5/8</sup> "x4"	10,4 / 7/16"	Lappato	C222001331	100111079 G467	-
60x60 / 23 <sup>5/8</sup> "x23 <sup>5/8</sup> "	10,4 / 7/16"	Nature	C142961121	100003747 G456	U4 P4 + E3 C2
60x30 / 23 <sup>5/8</sup> "x11 <sup>6/8</sup> "	10,4 / 7/16"	Nature	C142901061	100003384 G454	U4 P4 E3 C2
60X10 / 23 <sup>5/8</sup> "x4"	10,4 / 7/16"	Nature	C222000311	100080623 G467	-



Polished Lappato R9A Nature R10A

**TOWN BLACK**

Formato (cm.) Format (inches)	Espesor (mm.) Thickness (inches)	Acabado Finish	Código KEA KEA Code	Código SAP SAP Code
60x60 / 23 <sup>5/8</sup> "x23 <sup>5/8</sup> "	10 / 6/16"	Polished	C225952781	100102901 G457
60x30 / 23 <sup>5/8</sup> "x11 <sup>6/8</sup> "	10 / 6/16"	Polished	C222996651	100102889 G456
60X10 / 23 <sup>5/8</sup> "x4"	10 / 6/16"	Polished	C222000741	100102959 G470
60x60 / 23 <sup>5/8</sup> "x23 <sup>5/8</sup> "	10,4 / 7/16"	Nature	C225952791	100102903 G453
60x30 / 23 <sup>5/8</sup> "x11 <sup>6/8</sup> "	10,4 / 7/16"	Nature	C222996641	100102890 G452
60X10 / 23 <sup>5/8</sup> "x4"	10,4 / 7/16"	Nature	C222000761	100102961 G468



Polished Nature R10A



**TOWN ACERO**


Formato (cm.) Format (inches)	Espesor (mm.) Thickness (inches)	Acabado Finish	Código KEA KEA Code	Código SAP SAP Code	Valor UPEC UPEC Value
60x60 / 23 <sup>5/8</sup> "x23 <sup>5/8</sup> "	10 / 6/16"	Polished	C225952251	100084753 G456	-
60x30 / 23 <sup>5/8</sup> "x11 <sup>6/8</sup> "	10 / 6/16"	Polished	C502600471	100087837 G454	-
60X10 / 23 <sup>5/8</sup> "x4"	10 / 6/16"	Polished	C222000341	100080593 G467	-
60x60 / 23 <sup>5/8</sup> "x23 <sup>5/8</sup> "	10,4 / 7/16"	Lappato	C225953501	100110270 G455	-
60x30 / 23 <sup>5/8</sup> "x11 <sup>6/8</sup> "	10,4 / 7/16"	Lappato	C222996041	100109989 G453	-
60X10 / 23 <sup>5/8</sup> "x4"	10,4 / 7/16"	Lappato	C222001291	100111074 G467	-
60x60 / 23 <sup>5/8</sup> "x23 <sup>5/8</sup> "	10,4 / 7/16"	Nature	C225952091	100080043 G452	U4 P4 + E3 C2
60x30 / 23 <sup>5/8</sup> "x11 <sup>6/8</sup> "	10,4 / 7/16"	Nature	C222998101	100079310 G451	U4 P4 E3 C2
60X10 / 23 <sup>5/8</sup> "x4"	10,4 / 7/16"	Nature	C222000281	100080621 G467	-



Polished Lappato R9A Nature R10A

**TOWN NIQUEL**


Formato (cm.) Format (inches)	Espesor (mm.) Thickness (inches)	Acabado Finish	Código KEA KEA Code	Código SAP SAP Code	Valor UPEC UPEC Value
60x60 / 23 <sup>5/8</sup> "x23 <sup>5/8</sup> "	10 / 6/16"	Polished	C225952281	100085914 G456	-
60x30 / 23 <sup>5/8</sup> "x11 <sup>6/8</sup> "	10 / 6/16"	Polished	C502600461	100087836 G454	-
60X10 / 23 <sup>5/8</sup> "x4"	10 / 6/16"	Polished	C222000301	100080606 G467	-
60x60 / 23 <sup>5/8</sup> "x23 <sup>5/8</sup> "	10,4 / 7/16"	Lappato	C225953471	100109978 G455	-
60x30 / 23 <sup>5/8</sup> "x11 <sup>6/8</sup> "	10,4 / 7/16"	Lappato	C222996091	100109967 G453	-
60X10 / 23 <sup>5/8</sup> "x4"	10,4 / 7/16"	Lappato	C222001301	100111078 G467	-
60x60 / 23 <sup>5/8</sup> "x23 <sup>5/8</sup> "	10,4 / 7/16"	Nature	C225952081	100079388 G452	U4 P4 + E3 C2
60x30 / 23 <sup>5/8</sup> "x11 <sup>6/8</sup> "	10,4 / 7/16"	Nature	C222998091	100080059 G451	U4 P4 E3 C2
60X10 / 23 <sup>5/8</sup> "x4"	10,4 / 7/16"	Nature	C222000291	100080624 G467	-



Polished Lappato R9A Nature R10A

**TOWN ARENA**


Formato (cm.) Format (inches)	Espesor (mm.) Thickness (inches)	Acabado Finish	Código KEA KEA Code	Código SAP SAP Code	Valor UPEC UPEC Value
60x60 / 23 <sup>5/8</sup> "x23 <sup>5/8</sup> "	10 / 6/16"	Polished	C225952501	100091689 G456	-
60x30 / 23 <sup>5/8</sup> "x11 <sup>6/8</sup> "	10 / 6/16"	Polished	C222996951	100091690 G454	-
60X10 / 23 <sup>5/8</sup> "x4"	10 / 6/16"	Polished	C222000231	100080595 G467	-
60x60 / 23 <sup>5/8</sup> "x23 <sup>5/8</sup> "	10,4 / 7/16"	Lappato	C222996101	100109961 G455	-
60x30 / 23 <sup>5/8</sup> "x11 <sup>6/8</sup> "	10,4 / 7/16"	Lappato	C222996061	100109964 G453	-
60X10 / 23 <sup>5/8</sup> "x4"	10,4 / 7/16"	Lappato	C222001311	100111075 G467	-
60x60 / 23 <sup>5/8</sup> "x23 <sup>5/8</sup> "	10,4 / 7/16"	Nature	C225952071	100079300 G452	U4 P4 + E3 C2
60x30 / 23 <sup>5/8</sup> "x11 <sup>6/8</sup> "	10,4 / 7/16"	Nature	C222998081	100080057 G451	U4 P4 E3 C2
60X10 / 23 <sup>5/8</sup> "x4"	10,4 / 7/16"	Nature	C222000321	100080622 G467	-



Polished Lappato R9A Nature R10A

**TOWN MOKA**

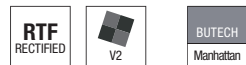
Formato (cm.) Format (inches)	Espesor (mm.) Thickness (inches)	Acabado Finish	Código KEA KEA Code	Código SAP SAP Code	Valor UPEC UPEC Value
60x60 / 23 <sup>5/8</sup> "x23 <sup>5/8</sup> "	10 / 6/16"	Polished	C225952511	100091691 G456	-
60x30 / 23 <sup>5/8</sup> "x11 <sup>6/8</sup> "	10 / 6/16"	Polished	C222996961	100091688 G454	-
60X10 / 23 <sup>5/8</sup> "x4"	10 / 6/16"	Polished	C222000251	100080602 G467	-
60x60 / 23 <sup>5/8</sup> "x23 <sup>5/8</sup> "	10,4 / 7/16"	Lappato	C225953511	100110273 G455	-
60x30 / 23 <sup>5/8</sup> "x11 <sup>6/8</sup> "	10,4 / 7/16"	Lappato	C222996071	100109966 G453	-
60X10 / 23 <sup>5/8</sup> "x4"	10,4 / 7/16"	Lappato	C222001341	100111077 G467	-
60x60 / 23 <sup>5/8</sup> "x23 <sup>5/8</sup> "	10,4 / 7/16"	Nature	C225952061	100078379 G452	U4 P4 + E3 C2
60x30 / 23 <sup>5/8</sup> "x11 <sup>6/8</sup> "	10,4 / 7/16"	Nature	C222998071	100080058 G451	U4 P4 E3 C2
60X10 / 23 <sup>5/8</sup> "x4"	10,4 / 7/16"	Nature	C222000271	100080601 G467	-



Polished Lappato R9A Nature R10A

**TOWN PURPLE**

Formato (cm.) Format (inches)	Espesor (mm.) Thickness (inches)	Acabado Finish	Código KEA KEA Code	Código SAP SAP Code
60x60 / 23 <sup>5/8</sup> "x23 <sup>5/8</sup> "	10 / 6/16"	Polished	C225953171	100109457 G484
60x30 / 23 <sup>5/8</sup> "x11 <sup>6/8</sup> "	10 / 6/16"	Polished	C222996361	100109432 G473
60x10 / 23 <sup>5/8</sup> "x4"	10 / 6/16"	Polished	C222001131	100110847 G491
60x60 / 23 <sup>5/8</sup> "x23 <sup>5/8</sup> "	10,4 / 7/16"	Nature	C225953201	100109454 G467
60x30 / 23 <sup>5/8</sup> "x11 <sup>6/8</sup> "	10,4 / 7/16"	Nature	C222996371	100109431 G478
60x10 / 23 <sup>5/8</sup> "x4"	10,4 / 7/16"	Nature	C222001071	100110846 G470



Polished

Nature R10A

**TOWN BLUE**

Formato (cm.) Format (inches)	Espesor (mm.) Thickness (inches)	Acabado Finish	Código KEA KEA Code	Código SAP SAP Code
60x60 / 23 <sup>5/8</sup> "x23 <sup>5/8</sup> "	10 / 6/16"	Polished	C225953191	100109448 G484
60x30 / 23 <sup>5/8</sup> "x11 <sup>6/8</sup> "	10 / 6/16"	Polished	C222996341	100109428 G473
60x10 / 23 <sup>5/8</sup> "x4"	10 / 6/16"	Polished	C222001081	100110843 G491
60x60 / 23 <sup>5/8</sup> "x23 <sup>5/8</sup> "	10,4 / 7/16"	Nature	C225953181	100109445 G467
60x30 / 23 <sup>5/8</sup> "x11 <sup>6/8</sup> "	10,4 / 7/16"	Nature	C222996411	100109427 G478
60x10 / 23 <sup>5/8</sup> "x4"	10,4 / 7/16"	Nature	C222001111	100110842 G470



Polished

Nature R10A



**TOWN AQUA**

Formato (cm.) Format (inches)	Espesor (mm.) Thickness (inches)	Acabado Finish	Código KEA KEA Code	Código SAP SAP Code
60x60 / 23 <sup>5/8</sup> "x23 <sup>5/8</sup> "	10 / 6/16"	Polished	C225953151	100109263 G483
60x30 / 23 <sup>5/8</sup> "x11 <sup>6/8</sup> "	10 / 6/16"	Polished	C222996391	100109425 G481
60x10 / 23 <sup>5/8</sup> "x4"	10 / 6/16"	Polished	C222001141	100110856 G470
60x60 / 23 <sup>5/8</sup> "x23 <sup>5/8</sup> "	10,4 / 7/16"	Nature	C225953161	100109441 G481
60x30 / 23 <sup>5/8</sup> "x11 <sup>6/8</sup> "	10,4 / 7/16"	Nature	C222996421	100109424 G476
60x10 / 23 <sup>5/8</sup> "x4"	10,4 / 7/16"	Nature	C222001161	100110872 G491



Polished

Nature R10A

**TOWN GREEN**

Formato (cm.) Format (inches)	Espesor (mm.) Thickness (inches)	Acabado Finish	Código KEA KEA Code	Código SAP SAP Code
60x60 / 23 <sup>5/8</sup> "x23 <sup>5/8</sup> "	10 / 6/16"	Polished	C225953131	100109264 G491
60x30 / 23 <sup>5/8</sup> "x11 <sup>6/8</sup> "	10 / 6/16"	Polished	C222996441	100109430 G470
60x10 / 23 <sup>5/8</sup> "x4"	10 / 6/16"	Polished	C222001101	100110845 G495
60x60 / 23 <sup>5/8</sup> "x23 <sup>5/8</sup> "	10,4 / 7/16"	Nature	C225953231	100109482 G488
60x30 / 23 <sup>5/8</sup> "x11 <sup>6/8</sup> "	10,4 / 7/16"	Nature	C222996401	100109429 G468
60x10 / 23 <sup>5/8</sup> "x4"	10,4 / 7/16"	Nature	C222001091	100110844 G475



Polished

Nature R10A

**TOWN ROSE**

Formato (cm.) Format (inches)	Espesor (mm.) Thickness (inches)	Acabado Finish	Código KEA KEA Code	Código SAP SAP Code
60x60 / 23 <sup>5/8</sup> "x23 <sup>5/8</sup> "	10 / 6/16"	Polished	C225953141	100109265 G492
60x30 / 23 <sup>5/8</sup> "x11 <sup>6/8</sup> "	10 / 6/16"	Polished	C222996381	100109435 G475
60x10 / 23 <sup>5/8</sup> "x4"	10 / 6/16"	Polished	C222001281	100111071 G496
60x60 / 23 <sup>5/8</sup> "x23 <sup>5/8</sup> "	10,4 / 7/16"	Nature	C225953221	100109460 G491
60x30 / 23 <sup>5/8</sup> "x11 <sup>6/8</sup> "	10,4 / 7/16"	Nature	C222996431	100109434 G470
60x10 / 23 <sup>5/8</sup> "x4"	10,4 / 7/16"	Nature	C222001151	100110863 G493



Polished

Nature R10A

**TOWN YELLOW**

Formato (cm.) Format (inches)	Espesor (mm.) Thickness (inches)	Acabado Finish	Código KEA KEA Code	Código SAP SAP Code
60x60 / 23 <sup>5/8</sup> "x23 <sup>5/8</sup> "	10 / 6/16"	Polished	C225953211	100109465 G484
60x30 / 23 <sup>5/8</sup> "x11 <sup>6/8</sup> "	10 / 6/16"	Polished	C222996351	100109437 G473
60x10 / 23 <sup>5/8</sup> "x4"	10 / 6/16"	Polished	C222001061	100110849 G491
60x60 / 23 <sup>5/8</sup> "x23 <sup>5/8</sup> "	10,4 / 7/16"	Nature	C225953241	100109484 G467
60x30 / 23 <sup>5/8</sup> "x11 <sup>6/8</sup> "	10,4 / 7/16"	Nature	C222996331	100109483 G478
60x10 / 23 <sup>5/8</sup> "x4"	10,4 / 7/16"	Nature	C222001121	100110848 G470




Polished

Nature R10A

Zoom Town White Nature 30x30 cm.

---



## TOWN MOSAIC

---





**MOSAICO TOWN BLACK**

Formato (cm.) Format (inches)	Espesor (mm.) Thickness (inches)	Acabado Finish	Código KEA KEA Code	Código SAP SAP Code
30x30* / 11 <sup>6</sup> / <sub>8</sub> "x11 <sup>6</sup> / <sub>8</sub> "	10 / 6/16"	Polished	C223023951	100103046 G470
30x30* / 11 <sup>6</sup> / <sub>8</sub> "x11 <sup>6</sup> / <sub>8</sub> "	10,4 / 7/16"	Nature	C223023941	100103045 G470

\*Tamaño de la tesela: 5x5 cm. · \*Piece Size: 2"x2"



**MOSAICO TOWN ARENA**

Formato (cm.) Format (inches)	Espesor (mm.) Thickness (inches)	Acabado Finish	Código KEA KEA Code	Código SAP SAP Code
30x30* / 11 <sup>6</sup> / <sub>8</sub> "x11 <sup>6</sup> / <sub>8</sub> "	10 / 6/16"	Polished	C223022821	100080248 G470
30x30* / 11 <sup>6</sup> / <sub>8</sub> "x11 <sup>6</sup> / <sub>8</sub> "	10,4 / 7/16"	Nature	C223022931	100080570 G470


\*Tamaño de la tesela: 5x5 cm. · \*Piece Size: 2"x2"



**MOSAICO TOWN MOKA**


Formato (cm.) Format (inches)	Espesor (mm.) Thickness (inches)	Acabado Finish	Código KEA KEA Code	Código SAP SAP Code
30x30* / 11 <sup>6</sup> / <sub>8</sub> "x11 <sup>6</sup> / <sub>8</sub> "	10 / 6/16"	Polished	C223022951	100080572 G470
30x30* / 11 <sup>6</sup> / <sub>8</sub> "x11 <sup>6</sup> / <sub>8</sub> "	10,4 / 7/16"	Nature	C223022921	100080571 G470

\*Tamaño de la tesela: 5x5 cm. · \*Piece Size: 2"x2"



Polished

Nature



Polished

Nature



Polished

Nature

**MOSAICO TOWN ACERO**

Formato (cm.) Format (inches)	Espesor (mm.) Thickness (inches)	Acabado Finish	Código KEA KEA Code	Código SAP SAP Code
30x30* / 11 <sup>6</sup> / <sub>8</sub> "x11 <sup>6</sup> / <sub>8</sub> "	10 / 6/16"	Polished	C223022881	100080594 G470
30x30* / 11 <sup>6</sup> / <sub>8</sub> "x11 <sup>6</sup> / <sub>8</sub> "	10,4 / 7/16"	Nature	C223022891	100080592 G470

\*Tamaño de la tesela: 5x5 cm. · \*Piece Size: 2"x2"



**MOSAICO TOWN NIQUEL**

Formato (cm.) Format (inches)	Espesor (mm.) Thickness (inches)	Acabado Finish	Código KEA KEA Code	Código SAP SAP Code
30x30* / 11 <sup>6</sup> / <sub>8</sub> "x11 <sup>6</sup> / <sub>8</sub> "	10 / 6/16"	Polished	C223022971	100080574 G470
30x30* / 11 <sup>6</sup> / <sub>8</sub> "x11 <sup>6</sup> / <sub>8</sub> "	10,4 / 7/16"	Nature	C223022901	100080573 G470


\*Tamaño de la tesela: 5x5 cm. · \*Piece Size: 2"x2"



**MOSAICO TOWN WHITE**

Formato (cm.) Format (inches)	Espesor (mm.) Thickness (inches)	Acabado Finish	Código KEA KEA Code	Código SAP SAP Code
30x30* / 11 <sup>6</sup> / <sub>8</sub> "x11 <sup>6</sup> / <sub>8</sub> "	10 / 6/16"	Polished	C223023691	100095290 G470
30x30* / 11 <sup>6</sup> / <sub>8</sub> "x11 <sup>6</sup> / <sub>8</sub> "	10,4 / 7/16"	Nature	C223023711	100095289 G470

\*Tamaño de la tesela: 5x5 cm. · \*Piece Size: 2"x2"



Polished

Nature



Polished

Nature



Polished

Nature

**MOSAICO ZOOM TOWN BLACK**

Formato (cm.) Format (inches)	Espesor (mm.) Thickness (inches)	Acabado Finish	Código KEA KEA Code	Código SAP SAP Code
30x30* / 11 <sup>6</sup> / <sub>8</sub> "x11 <sup>6</sup> / <sub>8</sub> "	12,5 / 8/16"	Polished	C223023931	100103048 G435
30x30* / 11 <sup>6</sup> / <sub>8</sub> "x11 <sup>6</sup> / <sub>8</sub> "	12,9 / 8/16"	Nature	C223023921	100103047 G435

\*Tamaño de la tesela: 5x5 cm. · \*Piece Size: 2"x2"

**MOSAICO ZOOM TOWN ARENA**

Formato (cm.) Format (inches)	Espesor (mm.) Thickness (inches)	Acabado Finish	Código KEA KEA Code	Código SAP SAP Code
30x30* / 11 <sup>6</sup> / <sub>8</sub> "x11 <sup>6</sup> / <sub>8</sub> "	12,5 / 8/16"	Polished	C228219541	100080610 G435
30x30* / 11 <sup>6</sup> / <sub>8</sub> "x11 <sup>6</sup> / <sub>8</sub> "	12,9 / 8/16"	Nature	C228219551	100080609 G435

\*Tamaño de la tesela: 5x5 cm. · \*Piece Size: 2"x2"

**MOSAICO ZOOM TOWN MOKA**


Formato (cm.) Format (inches)	Espesor (mm.) Thickness (inches)	Acabado Finish	Código KEA KEA Code	Código SAP SAP Code
30x30* / 11 <sup>6</sup> / <sub>8</sub> "x11 <sup>6</sup> / <sub>8</sub> "	12,5 / 8/16"	Polished	C228219601	100080614 G435
30x30* / 11 <sup>6</sup> / <sub>8</sub> "x11 <sup>6</sup> / <sub>8</sub> "	12,9 / 8/16"	Nature	C228219531	100080613 G435

\*Tamaño de la tesela: 5x5 cm. · \*Piece Size: 2"x2"




Polished

Nature



Polished

Nature



Polished

Nature



**MOSAICO ZOOM TOWN ACERO**

Formato (cm.) Format (inches)	Espesor (mm.) Thickness (inches)	Acabado Finish	Código KEA KEA Code	Código SAP SAP Code
30x30* / 11 <sup>6</sup> / <sub>8</sub> "x11 <sup>6</sup> / <sub>8</sub> "	12,5 / 8/16"	Polished	C228219511	100080608 G435
30x30* / 11 <sup>6</sup> / <sub>8</sub> "x11 <sup>6</sup> / <sub>8</sub> "	12,9 / 8/16"	Nature	C228219571	100080607 G435

\*Tamaño de la tesela: 5x5 cm. · \*Piece Size: 2"x2"



**MOSAICO ZOOM TOWN NIQUEL**

Formato (cm.) Format (inches)	Espesor (mm.) Thickness (inches)	Acabado Finish	Código KEA KEA Code	Código SAP SAP Code
30x30* / 11 <sup>6</sup> / <sub>8</sub> "x11 <sup>6</sup> / <sub>8</sub> "	12,5 / 8/16"	Polished	C228219561	100080618 G435
30x30* / 11 <sup>6</sup> / <sub>8</sub> "x11 <sup>6</sup> / <sub>8</sub> "	12,9 / 8/16"	Nature	C228219501	100080617 G435


\*Tamaño de la tesela: 5x5 cm. · \*Piece Size: 2"x2"



**MOSAICO ZOOM TOWN WHITE**

Formato (cm.) Format (inches)	Espesor (mm.) Thickness (inches)	Acabado Finish	Código KEA KEA Code	Código SAP SAP Code
30x30* / 11 <sup>6</sup> / <sub>8</sub> "x11 <sup>6</sup> / <sub>8</sub> "	12,5 / 8/16"	Polished	C228219521	100080616 G435
30x30* / 11 <sup>6</sup> / <sub>8</sub> "x11 <sup>6</sup> / <sub>8</sub> "	12,9 / 8/16"	Nature	C228219491	100080615 G435

\*Tamaño de la tesela: 5x5 cm. · \*Piece Size: 2"x2"



Polished

Nature



Polished

Nature



Polished

Nature

Town Nuit Cosmos Dcha. Polished 60x20 cm.  
 Town Nuit Cosmos Izq. Polished 60x20 cm.  
 Town Nuit Extreme White Dcha. Polished 60x20 cm.  
 Town Nuit Extreme White Izq. Polished 60x20 cm.



TOWN SPECIAL EDITION  
 TOWN MOSAIC SPECIAL EDITION

## TOWN SPECIAL EDITION





Town Lux Cosmos Dcha. Polished 60x45 cm.  
Town Lux Cosmos Izq. Polished 60x45 cm.  
Town Lux Extreme White Dcha. Polished 60x45 cm.  
Town Lux Extreme White Izq. Polished 60x45 cm.



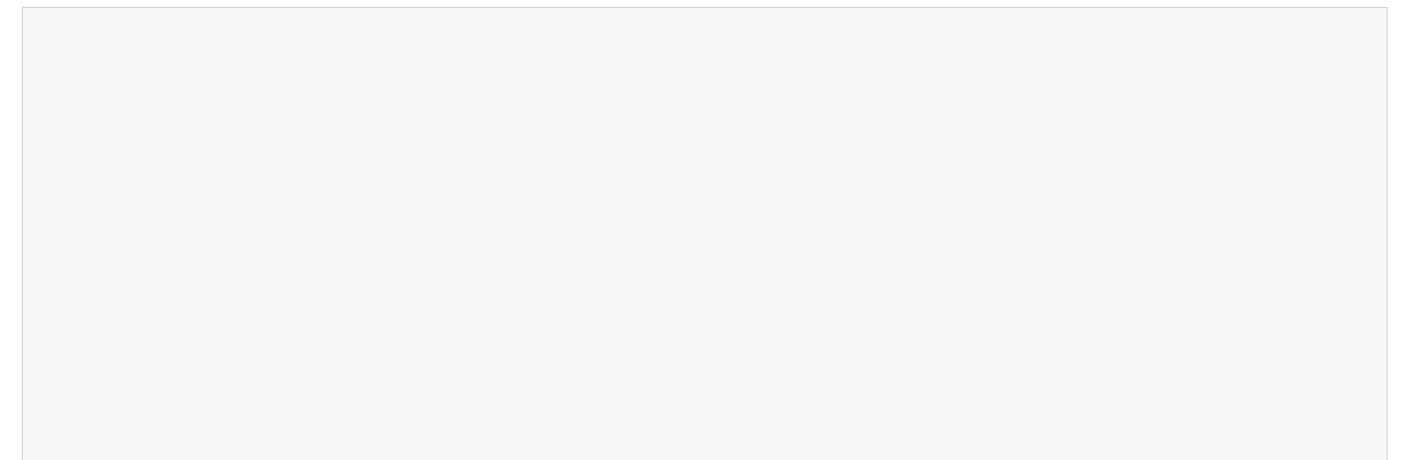
## TOWN SPECIAL EDITION





**TOWN EXTREME WHITE**


Formato (cm.) Format (inches)	Espesor (mm.) Thickness (inches)	Acabado Finish	Código KEA KEA Code	Código SAP SAP Code
60x60 / 23 <sup>5/8</sup> "x23 <sup>5/8</sup> "	10 / 6/16"	Polished	C225952481	100090455 G468
60x30 / 23 <sup>5/8</sup> "x11 <sup>6/8</sup> "	10 / 6/16"	Polished	C222997061	100090454 G483
60X10 / 23 <sup>5/8</sup> "x4"	10 / 6/16"	Polished	C220200041	100093609 G493



Polished

**TOWN COSMOS**

Formato (cm.) Format (inches)	Espesor (mm.) Thickness (inches)	Acabado Finish	Código KEA KEA Code	Código SAP SAP Code
60x60 / 23 <sup>5/8</sup> "x23 <sup>5/8</sup> "	10 / 6/16"	Polished	C225950771	100007713 G486
60x30 / 23 <sup>5/8</sup> "x11 <sup>6/8</sup> "	10 / 6/16"	Polished	C225950811	100007714 G486
60X10 / 23 <sup>5/8</sup> "x4"	10 / 6/16"	Polished	C222000331	100080599 G467
60x60 / 23 <sup>5/8</sup> "x23 <sup>5/8</sup> "	10,4 / 7/16"	Lappato	C225953491	100110272 G462
60x30 / 23 <sup>5/8</sup> "x11 <sup>6/8</sup> "	10,4 / 7/16"	Lappato	C222996081	100109963 G459
60X10 / 23 <sup>5/8</sup> "x4"	10,4 / 7/16"	Lappato	C222001321	100111076 G467
60x60 / 23 <sup>5/8</sup> "x23 <sup>5/8</sup> "	10,4 / 7/16"	Nature	C142961271	100008066 G456
60x30 / 23 <sup>5/8</sup> "x11 <sup>6/8</sup> "	10,4 / 7/16"	Nature	C142961231	100008064 G454
60X10 / 23 <sup>5/8</sup> "x4"	10,4 / 7/16"	Nature	C222000241	100080597 G467





Polished



Lappato R9A

Nature R10A


**TOWN LUX EXTREME WHITE**

Formato (cm.) Format (inches)	Espesor (mm.) Thickness (inches)	Acabado Finish	Código KEA KEA Code	Código SAP SAP Code	
60x45 / 23 <sup>5/8</sup> "x17 <sup>6/8</sup> "	10 / 6/16"	Izq. Polished	C220900031	100090468 G414	
60x45 / 23 <sup>5/8</sup> "x17 <sup>6/8</sup> "	10 / 6/16"	Dcha. Polished	C220900021	100090467 G414	

**TOWN NUIT EXTREME WHITE**

Formato (cm.) Format (inches)	Espesor (mm.) Thickness (inches)	Acabado Finish	Código KEA KEA Code	Código SAP SAP Code	
60x20 / 23 <sup>5/8</sup> "x7 <sup>7/8</sup> "	10 / 6/16"	Izq. Polished	C220300001	100090473 G410	
60x20 / 23 <sup>5/8</sup> "x7 <sup>7/8</sup> "	10 / 6/16"	Dcha. Polished	C220300021	100090472 G410	



**TOWN BELLE EXTREME WHITE**

Formato (cm.) Format (inches)	Espesor (mm.) Thickness (inches)	Acabado Finish	Código KEA KEA Code	Código SAP SAP Code	
60x10 / 23 <sup>5/8</sup> "x3 <sup>7/8</sup> "	10 / 6/16"	Izq. Polished	C220200011	100090450 G410	
60x10 / 23 <sup>5/8</sup> "x3 <sup>7/8</sup> "	10 / 6/16"	Dcha. Polished	C220200021	100090448 G410	
10x10 / 3 <sup>7/8</sup> "x3 <sup>7/8</sup> "	10 / 6/16"	Polished	C220100011	100090447 G406	


**TOWN LUX COSMOS**

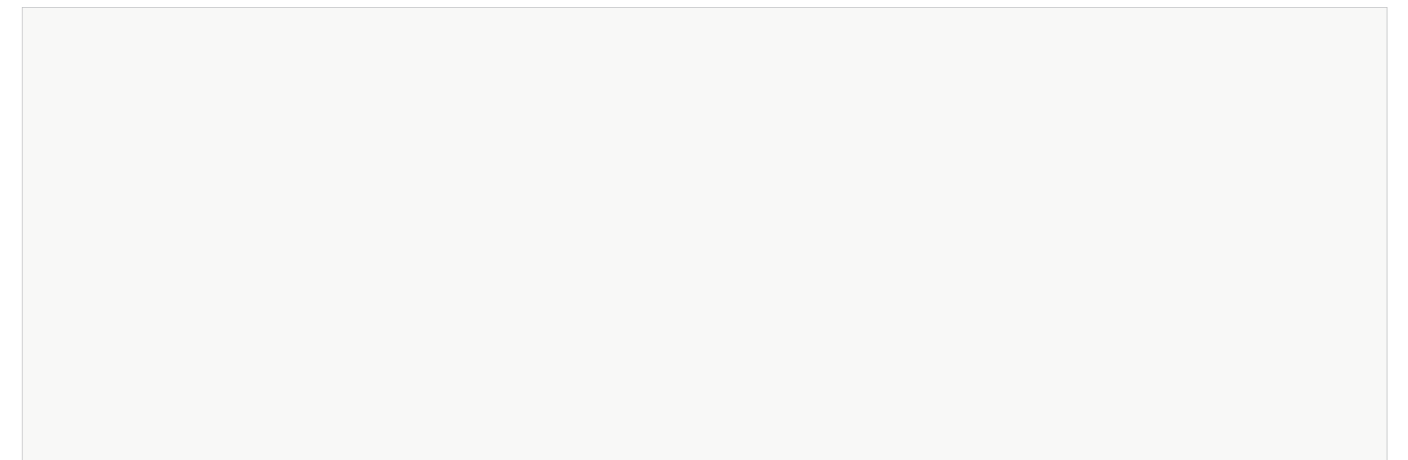
Formato (cm.) Format (inches)	Espesor (mm.) Thickness (inches)	Acabado Finish	Código KEA KEA Code	Código SAP SAP Code	
60x45 / 23 <sup>5/8</sup> "x17 <sup>6/8</sup> "	10 / 6/16"	Izq. Polished	C220900001	100090465 G410	
60x45 / 23 <sup>5/8</sup> "x17 <sup>6/8</sup> "	10 / 6/16"	Dcha. Polished	C220900011	100090464 G410	

**TOWN NUIT COSMOS**

Formato (cm.) Format (inches)	Espesor (mm.) Thickness (inches)	Acabado Finish	Código KEA KEA Code	Código SAP SAP Code	
60x20 / 23 <sup>5/8</sup> "x7 <sup>7/8</sup> "	10 / 6/16"	Izq. Polished	C220300031	100090471 G439	
60x20 / 23 <sup>5/8</sup> "x7 <sup>7/8</sup> "	10 / 6/16"	Dcha. Polished	C220300011	100090470 G439	

**TOWN BELLE COSMOS**

Formato (cm.) Format (inches)	Espesor (mm.) Thickness (inches)	Acabado Finish	Código KEA KEA Code	Código SAP SAP Code	
60x10 / 23 <sup>5/8</sup> "x3 <sup>7/8</sup> "	10 / 6/16"	Izq. Polished	C220200031	100090446 G410	
60x10 / 23 <sup>5/8</sup> "x3 <sup>7/8</sup> "	10 / 6/16"	Dcha. Polished	C220200001	100090444 G410	
10x10 / 3 <sup>7/8</sup> "x3 <sup>7/8</sup> "	10 / 6/16"	Polished	C220100001	100090443 G406	



Polished



Polished



Town Icon Cosmos - Extreme White Polished 30x30 cm.  
Town Icon Extreme White - Cosmos Polished 30x30 cm.  
Town Cosmos Nature 60x30 cm.



## TOWN MOSAIC SPECIAL EDITION





**MOSAICO TOWN MIX COSMOS - EXTREME WHITE**

Formato (cm.) Format (inches)	Espesor (mm.) Thickness (inches)	Acabado Finish	Código KEA KEA Code	Código SAP SAP Code
30x30* / 11 <sup>6</sup> / <sub>8</sub> "x11 <sup>6</sup> / <sub>8</sub> "	10 / 6/16"	Polished	C223023491	100090451 G490

\*Tamaño de la tesela: 5x5 cm. · \*Piece Size: 2"x2"




Polished

**MOSAICO TOWN COSMOS**

Formato (cm.) Format (inches)	Espesor (mm.) Thickness (inches)	Acabado Finish	Código KEA KEA Code	Código SAP SAP Code
30x30* / 11 <sup>6</sup> / <sub>8</sub> "x11 <sup>6</sup> / <sub>8</sub> "	10 / 6/16"	Polished	C223023701	100095288 G470
30x30* / 11 <sup>6</sup> / <sub>8</sub> "x11 <sup>6</sup> / <sub>8</sub> "	10,4 / 7/16"	Nature	C223023721	100095287 G470

\*Tamaño de la tesela: 5x5 cm. · \*Piece Size: 2"x2"




Polished

Nature

**MOSAICO ZOOM TOWN COSMOS**

Formato (cm.) Format (inches)	Espesor (mm.) Thickness (inches)	Acabado Finish	Código KEA KEA Code	Código SAP SAP Code
30x30* / 11 <sup>6</sup> / <sub>8</sub> "x11 <sup>6</sup> / <sub>8</sub> "	12,5 / 8/16"	Polished	C228219591	100080612 G435
30x30* / 11 <sup>6</sup> / <sub>8</sub> "x11 <sup>6</sup> / <sub>8</sub> "	12,9 / 8/16"	Nature	C228219581	100080611 G435

\*Tamaño de la tesela: 5x5 cm. · \*Piece Size: 2"x2"




Polished

Nature

**MOSAICO ICON COSMOS - EXTREME WHITE**


Formato (cm.) Format (inches)	Espesor (mm.) Thickness (inches)	Acabado Finish	Código KEA KEA Code	Código SAP SAP Code
30x30* / 11 <sup>6</sup> / <sub>8</sub> "x11 <sup>6</sup> / <sub>8</sub> "	10 / 6/16"	Polished	C223023501	100090457 G431



Polished

**MOSAICO ICON EXTREME WHITE - COSMOS**

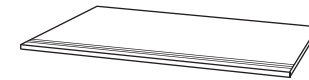
Formato (cm.) Format (inches)	Espesor (mm.) Thickness (inches)	Acabado Finish	Código KEA KEA Code	Código SAP SAP Code
30x30* / 11 <sup>6</sup> / <sub>8</sub> "x11 <sup>6</sup> / <sub>8</sub> "	10 / 6/16"	Polished	C223023511	100090458 G431



Polished

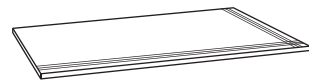

**TOWN / Zócalo / Skirting Board**

TOWN	<i>Cosmos</i>	Zócalo	60x9 cm.	23 5/8" x 3 4/8"	Polished	C229011071	100007744	G407
TOWN	<i>Cosmos</i>	Zócalo	60x9 cm.	23 5/8" x 3 4/8"	Lappato	C229011971	100110055	G407
TOWN	<i>Cosmos</i>	Zócalo	60x9 cm.	23 5/8" x 3 4/8"	Nature	C229011111	100008096	G406
TOWN	<i>Extreme White</i>	Zócalo	60x9 cm.	23 5/8" x 3 4/8"	Polished	C229011531	100098040	G411
TOWN	<i>Black</i>	Zócalo	60x9 cm.	23 5/8" x 3 4/8"	Polished	C229212211	100102891	G407
TOWN	<i>Black</i>	Zócalo	60x9 cm.	23 5/8" x 3 4/8"	Nature	C229011731	100102894	G407
TOWN	<i>White</i>	Zócalo	60x9 cm.	23 5/8" x 3 4/8"	Polished	C229011081	100007743	G407
TOWN	<i>White</i>	Zócalo	60x9 cm.	23 5/8" x 3 4/8"	Lappato	C229011991	100110063	G407
TOWN	<i>White</i>	Zócalo	60x9 cm.	23 5/8" x 3 4/8"	Nature	C229011131	100008095	G406
TOWN	<i>Acero</i>	Zócalo	60x9 cm.	23 5/8" x 3 4/8"	Polished	C229999291	100047272	G407
TOWN	<i>Acero</i>	Zócalo	60x9 cm.	23 5/8" x 3 4/8"	Lappato	C229011951	100110053	G407
TOWN	<i>Acero</i>	Zócalo	60x9 cm.	23 5/8" x 3 4/8"	Nature	C229999301	100047261	G406
TOWN	<i>Niquel</i>	Zócalo	60x9 cm.	23 5/8" x 3 4/8"	Polished	C229999271	100047231	G407
TOWN	<i>Niquel</i>	Zócalo	60x9 cm.	23 5/8" x 3 4/8"	Lappato	C229012001	100110057	G407
TOWN	<i>Niquel</i>	Zócalo	60x9 cm.	23 5/8" x 3 4/8"	Nature	C229999281	100047266	G406
TOWN	<i>Arena</i>	Zócalo	60x9 cm.	23 5/8" x 3 4/8"	Polished	C229211681	100047904	G407
TOWN	<i>Arena</i>	Zócalo	60x9 cm.	23 5/8" x 3 4/8"	Lappato	C229011981	100110054	G407
TOWN	<i>Arena</i>	Zócalo	60x9 cm.	23 5/8" x 3 4/8"	Nature	C229211621	100047914	G406
TOWN	<i>Moka</i>	Zócalo	60x9 cm.	23 5/8" x 3 4/8"	Polished	C229211671	100047889	G407
TOWN	<i>Moka</i>	Zócalo	60x9 cm.	23 5/8" x 3 4/8"	Lappato	C229011961	100110056	G407
TOWN	<i>Moka</i>	Zócalo	60x9 cm.	23 5/8" x 3 4/8"	Nature	C229211591	100047834	G406
TOWN	<i>Purple</i>	Zócalo	60x9 cm.	23 5/8" x 3 4/8"	Polished	C229012241	100115159	G408
TOWN	<i>Purple</i>	Zócalo	60x9 cm.	23 5/8" x 3 4/8"	Nature	C229012211	100115160	G408
TOWN	<i>Blue</i>	Zócalo	60x9 cm.	23 5/8" x 3 4/8"	Polished	C229012261	100115155	G408
TOWN	<i>Blue</i>	Zócalo	60x9 cm.	23 5/8" x 3 4/8"	Nature	C229012281	100115156	G408
TOWN	<i>Aqua</i>	Zócalo	60x9 cm.	23 5/8" x 3 4/8"	Polished	C229012271	100115153	G408
TOWN	<i>Aqua</i>	Zócalo	60x9 cm.	23 5/8" x 3 4/8"	Nature	C229012251	100115154	G408
TOWN	<i>Green</i>	Zócalo	60x9 cm.	23 5/8" x 3 4/8"	Polished	C229012231	100115157	G411
TOWN	<i>Green</i>	Zócalo	60x9 cm.	23 5/8" x 3 4/8"	Nature	C229012221	100115158	G411
TOWN	<i>Rose</i>	Zócalo	60x9 cm.	23 5/8" x 3 4/8"	Polished	C229012291	100115161	G411
TOWN	<i>Rose</i>	Zócalo	60x9 cm.	23 5/8" x 3 4/8"	Nature	C229012191	100115162	G411
TOWN	<i>Yellow</i>	Zócalo	60x9 cm.	23 5/8" x 3 4/8"	Polished	C229012201	100115163	G411
TOWN	<i>Yellow</i>	Zócalo	60x9 cm.	23 5/8" x 3 4/8"	Nature	C229012181	100115164	G411

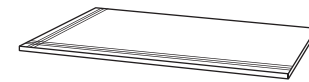

**TOWN / Huella / Step Tile**

TOWN	<i>Cosmos</i>	Huella	60x30 cm.	23 5/8" x 11 6/8"	Polished	C222999431	100007720	G414
TOWN	<i>Cosmos</i>	Huella	60x30 cm.	23 5/8" x 11 6/8"	Lappato	C228225011	100115267	G414
TOWN	<i>Cosmos</i>	Huella	60x30 cm.	23 5/8" x 11 6/8"	Nature	C222999591	100008073	G414
TOWN	<i>Extreme White</i>	Huella	60x30 cm.	23 5/8" x 11 6/8"	Polished	C228221471	100102408	G415
TOWN	<i>Black</i>	Huella	60x30 cm.	23 5/8" x 11 6/8"	Polished	C228221621	100102920	G414
TOWN	<i>Black</i>	Huella	60x30 cm.	23 5/8" x 11 6/8"	Nature	C228221661	100102921	G414
TOWN	<i>White</i>	Huella	60x30 cm.	23 5/8" x 11 6/8"	Polished	C222999511	100007719	G414
TOWN	<i>White</i>	Huella	60x30 cm.	23 5/8" x 11 6/8"	Lappato	C228224891	100115270	G414
TOWN	<i>White</i>	Huella	60x30 cm.	23 5/8" x 11 6/8"	Nature	C222999451	100008072	G414
TOWN	<i>Acero</i>	Huella	60x30 cm.	23 5/8" x 11 6/8"	Polished	C222999701	100047243	G414
TOWN	<i>Acero</i>	Huella	60x30 cm.	23 5/8" x 11 6/8"	Lappato	C228224871	100115266	G414
TOWN	<i>Acero</i>	Huella	60x30 cm.	23 5/8" x 11 6/8"	Nature	C222999931	100047258	G414
TOWN	<i>Niquel</i>	Huella	60x30 cm.	23 5/8" x 11 6/8"	Polished	C222999661	100047264	G414
TOWN	<i>Niquel</i>	Huella	60x30 cm.	23 5/8" x 11 6/8"	Lappato	C228224961	100115269	G414
TOWN	<i>Niquel</i>	Huella	60x30 cm.	23 5/8" x 11 6/8"	Nature	C222999851	100047247	G414
TOWN	<i>Arena</i>	Huella	60x30 cm.	23 5/8" x 11 6/8"	Polished	C228217571	100047843	G414
TOWN	<i>Arena</i>	Huella	60x30 cm.	23 5/8" x 11 6/8"	Lappato	C228217571	100047843	G414
TOWN	<i>Arena</i>	Huella	60x30 cm.	23 5/8" x 11 6/8"	Nature	C222999971	100047859	G414
TOWN	<i>Moka</i>	Huella	60x30 cm.	23 5/8" x 11 6/8"	Polished	C228217711	100047916	G414
TOWN	<i>Moka</i>	Huella	60x30 cm.	23 5/8" x 11 6/8"	Lappato	C228224901	100115268	G414
TOWN	<i>Moka</i>	Huella	60x30 cm.	23 5/8" x 11 6/8"	Nature	C223000001	100047831	G414
TOWN	<i>Purple</i>	Huella	60x30 cm.	23 5/8" x 11 6/8"	Polished	C228224191	100115075	G414
TOWN	<i>Purple</i>	Huella	60x30 cm.	23 5/8" x 11 6/8"	Nature	C228224281	100115076	G414
TOWN	<i>Blue</i>	Huella	60x30 cm.	11 6/8" x 11 6/8"	Polished	C228224371	100115071	G414
TOWN	<i>Blue</i>	Huella	60x30 cm.	11 6/8" x 11 6/8"	Nature	C228224241	100115072	G414
TOWN	<i>Aqua</i>	Huella	60x30 cm.	23 5/8" x 11 6/8"	Polished	C228224161	100115069	G414
TOWN	<i>Aqua</i>	Huella	60x30 cm.	23 5/8" x 11 6/8"	Nature	C228224151	100115070	G414
TOWN	<i>Green</i>	Huella	60x30 cm.	23 5/8" x 11 6/8"	Polished	C228224171	100115073	G438
TOWN	<i>Green</i>	Huella	60x30 cm.	23 5/8" x 11 6/8"	Nature	C228224251	100115074	G438
TOWN	<i>Rose</i>	Huella	60x30 cm.	23 5/8" x 11 6/8"	Polished	C228224181	100115077	G416
TOWN	<i>Rose</i>	Huella	60x30 cm.	23 5/8" x 11 6/8"	Nature	C228224301	100115078	G416
TOWN	<i>Yellow</i>	Huella	60x30 cm.	23 5/8" x 11 6/8"	Polished	C228224231	100115079	G414
TOWN	<i>Yellow</i>	Huella	60x30 cm.	23 5/8" x 11 6/8"	Nature	C228224271	100115080	G414

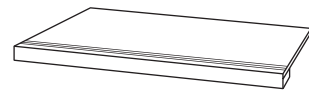



**TOWN / Huella Esquina Derecha / Step Tile Right Corner**

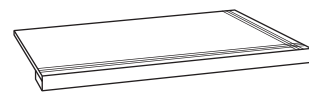
TOWN	<i>Cosmos</i>	Huella Esq. Der.	60x30 cm.	23 5/8" x 11 6/8"	Polished	C222999241	100007722	G416
TOWN	<i>Cosmos</i>	Huella Esq. Der.	60x30 cm.	23 5/8" x 11 6/8"	Lappato	C228224951	100115272	G416
TOWN	<i>Cosmos</i>	Huella Esq. Der.	60x30 cm.	23 5/8" x 11 6/8"	Nature	C222999521	100008078	G416
TOWN	<i>Extreme White</i>	Huella Esq. Der.	60x30 cm.	23 5/8" x 11 6/8"	Polished	C228221451	100102403	G417
TOWN	<i>Black</i>	Huella Esq. Der.	60x30 cm.	23 5/8" x 11 6/8"	Polished	C228221591	100102912	G416
TOWN	<i>Black</i>	Huella Esq. Der.	60x30 cm.	23 5/8" x 11 6/8"	Nature	C228221631	100102913	G416
TOWN	<i>White</i>	Huella Esq. Der.	60x30 cm.	23 5/8" x 11 6/8"	Polished	C222999191	100007721	G416
TOWN	<i>White</i>	Huella Esq. Der.	60x30 cm.	23 5/8" x 11 6/8"	Lappato	C228224881	100115275	G416
TOWN	<i>White</i>	Huella Esq. Der.	60x30 cm.	23 5/8" x 11 6/8"	Nature	C222999581	100008077	G416
TOWN	<i>Acero</i>	Huella Esq. Der.	60x30 cm.	23 5/8" x 11 6/8"	Polished	C222999901	100047226	G416
TOWN	<i>Acero</i>	Huella Esq. Der.	60x30 cm.	23 5/8" x 11 6/8"	Lappato	C228224971	100115271	G416
TOWN	<i>Acero</i>	Huella Esq. Der.	60x30 cm.	23 5/8" x 11 6/8"	Nature	C222999881	100047273	G416
TOWN	<i>Niquel</i>	Huella Esq. Der.	60x30 cm.	23 5/8" x 11 6/8"	Polished	C222999781	100047251	G416
TOWN	<i>Niquel</i>	Huella Esq. Der.	60x30 cm.	23 5/8" x 11 6/8"	Lappato	C228225031	100115274	G416
TOWN	<i>Niquel</i>	Huella Esq. Der.	60x30 cm.	23 5/8" x 11 6/8"	Nature	C222999821	100047268	G416
TOWN	<i>Arena</i>	Huella Esq. Der.	60x30 cm.	23 5/8" x 11 6/8"	Polished	C228217731	100047855	G416
TOWN	<i>Arena</i>	Huella Esq. Der.	60x30 cm.	23 5/8" x 11 6/8"	Lappato	C228217731	100047855	G416
TOWN	<i>Arena</i>	Huella Esq. Der.	60x30 cm.	23 5/8" x 11 6/8"	Nature	C228217641	100047838	G416
TOWN	<i>Moka</i>	Huella Esq. Der.	60x30 cm.	23 5/8" x 11 6/8"	Polished	C228217671	100047954	G416
TOWN	<i>Moka</i>	Huella Esq. Der.	60x30 cm.	23 5/8" x 11 6/8"	Lappato	C228224981	100115273	G416
TOWN	<i>Moka</i>	Huella Esq. Der.	60x30 cm.	23 5/8" x 11 6/8"	Nature	C228217581	100047856	G416
TOWN	<i>Purple</i>	Huella Esq. Der.	60x30 cm.	23 5/8" x 11 6/8"	Polished	C228224311	100115087	G416
TOWN	<i>Purple</i>	Huella Esq. Der.	60x30 cm.	23 5/8" x 11 6/8"	Nature	C228224381	100115088	G416
TOWN	<i>Blue</i>	Huella Esq. Der.	60x30 cm.	11 6/8" x 11 6/8"	Polished	C228224221	100115083	G416
TOWN	<i>Blue</i>	Huella Esq. Der.	60x30 cm.	11 6/8" x 11 6/8"	Nature	C228224341	100115084	G416
TOWN	<i>Aqua</i>	Huella Esq. Der.	60x30 cm.	23 5/8" x 11 6/8"	Polished	C228224261	100115081	G416
TOWN	<i>Aqua</i>	Huella Esq. Der.	60x30 cm.	23 5/8" x 11 6/8"	Nature	C228224321	100115082	G416
TOWN	<i>Green</i>	Huella Esq. Der.	60x30 cm.	23 5/8" x 11 6/8"	Polished	C228224331	100115085	G417
TOWN	<i>Green</i>	Huella Esq. Der.	60x30 cm.	23 5/8" x 11 6/8"	Nature	C228224411	100115086	G417
TOWN	<i>Rose</i>	Huella Esq. Der.	60x30 cm.	23 5/8" x 11 6/8"	Polished	C228224351	100115089	G418
TOWN	<i>Rose</i>	Huella Esq. Der.	60x30 cm.	23 5/8" x 11 6/8"	Nature	C228224211	100115090	G418
TOWN	<i>Yellow</i>	Huella Esq. Der.	60x30 cm.	23 5/8" x 11 6/8"	Polished	C228224501	100115092	G416
TOWN	<i>Yellow</i>	Huella Esq. Der.	60x30 cm.	23 5/8" x 11 6/8"	Nature	C228224461	100115091	G416


**TOWN / Huella Esquina Izquierda / Step Tile Left Corner**

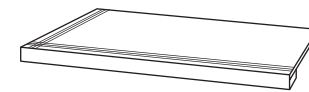
TOWN	<i>Cosmos</i>	Huella Esq. Izq.	60x30 cm.	23 5/8" x 11 6/8"	Polished	C222999301	100007734	G416
TOWN	<i>Cosmos</i>	Huella Esq. Izq.	60x30 cm.	23 5/8" x 11 6/8"	Lappato	C228224991	100115277	G416
TOWN	<i>Cosmos</i>	Huella Esq. Izq.	60x30 cm.	23 5/8" x 11 6/8"	Nature	C222999531	100008075	G416
TOWN	<i>Extreme White</i>	Huella Esq. Izq.	60x30 cm.	23 5/8" x 11 6/8"	Polished	C228221461	100102406	G417
TOWN	<i>Black</i>	Huella Esq. Izq.	60x30 cm.	23 5/8" x 11 6/8"	Polished	C228221601	100102915	G416
TOWN	<i>Black</i>	Huella Esq. Izq.	60x30 cm.	23 5/8" x 11 6/8"	Nature	C228221611	100102916	G416
TOWN	<i>White</i>	Huella Esq. Izq.	60x30 cm.	23 5/8" x 11 6/8"	Polished	C222999481	100007733	G416
TOWN	<i>White</i>	Huella Esq. Izq.	60x30 cm.	23 5/8" x 11 6/8"	Lappato	C228225051	100115280	G416
TOWN	<i>White</i>	Huella Esq. Izq.	60x30 cm.	23 5/8" x 11 6/8"	Nature	C222999421	100008074	G416
TOWN	<i>Acero</i>	Huella Esq. Izq.	60x30 cm.	23 5/8" x 11 6/8"	Polished	C222999721	100047263	G416
TOWN	<i>Acero</i>	Huella Esq. Izq.	60x30 cm.	23 5/8" x 11 6/8"	Lappato	C228224921	100115276	G416
TOWN	<i>Acero</i>	Huella Esq. Izq.	60x30 cm.	23 5/8" x 11 6/8"	Nature	C222999841	100047254	G416
TOWN	<i>Niquel</i>	Huella Esq. Izq.	60x30 cm.	23 5/8" x 11 6/8"	Polished	C222999791	100047293	G416
TOWN	<i>Niquel</i>	Huella Esq. Izq.	60x30 cm.	23 5/8" x 11 6/8"	Lappato	C228224931	100115279	G416
TOWN	<i>Niquel</i>	Huella Esq. Izq.	60x30 cm.	23 5/8" x 11 6/8"	Nature	C222999751	100047222	G416
TOWN	<i>Arena</i>	Huella Esq. Izq.	60x30 cm.	23 5/8" x 11 6/8"	Polished	C222999981	100047845	G416
TOWN	<i>Arena</i>	Huella Esq. Izq.	60x30 cm.	23 5/8" x 11 6/8"	Lappato	C222999981	100047845	G416
TOWN	<i>Arena</i>	Huella Esq. Izq.	60x30 cm.	23 5/8" x 11 6/8"	Nature	C228217591	100047848	G416
TOWN	<i>Moka</i>	Huella Esq. Izq.	60x30 cm.	23 5/8" x 11 6/8"	Polished	C228217681	100047936	G416
TOWN	<i>Moka</i>	Huella Esq. Izq.	60x30 cm.	23 5/8" x 11 6/8"	Lappato	C228225001	100115278	G416
TOWN	<i>Moka</i>	Huella Esq. Izq.	60x30 cm.	23 5/8" x 11 6/8"	Nature	C228217601	100047840	G416
TOWN	<i>Purple</i>	Huella Esq. Izq.	60x30 cm.	23 5/8" x 11 6/8"	Polished	C228224431	100115099	G416
TOWN	<i>Purple</i>	Huella Esq. Izq.	60x30 cm.	23 5/8" x 11 6/8"	Nature	C228224491	100115100	G416
TOWN	<i>Blue</i>	Huella Esq. Izq.	60x30 cm.	11 6/8" x 11 6/8"	Polished	C228224471	100115095	G416
TOWN	<i>Blue</i>	Huella Esq. Izq.	60x30 cm.	11 6/8" x 11 6/8"	Nature	C228224451	100115096	G416
TOWN	<i>Aqua</i>	Huella Esq. Izq.	60x30 cm.	23 5/8" x 11 6/8"	Polished	C228224201	100115093	G416
TOWN	<i>Aqua</i>	Huella Esq. Izq.	60x30 cm.	23 5/8" x 11 6/8"	Nature	C228224441	100115094	G416
TOWN	<i>Green</i>	Huella Esq. Izq.	60x30 cm.	23 5/8" x 11 6/8"	Polished	C228224291	100115097	G417
TOWN	<i>Green</i>	Huella Esq. Izq.	60x30 cm.	23 5/8" x 11 6/8"	Nature	C228224421	100115098	G417
TOWN	<i>Rose</i>	Huella Esq. Izq.	60x30 cm.	23 5/8" x 11 6/8"	Polished	C228224391	100115101	G418
TOWN	<i>Rose</i>	Huella Esq. Izq.	60x30 cm.	23 5/8" x 11 6/8"	Nature	C228224481	100115102	G418
TOWN	<i>Yellow</i>	Huella Esq. Izq.	60x30 cm.	23 5/8" x 11 6/8"	Polished	C228224361	100115104	G416
TOWN	<i>Yellow</i>	Huella Esq. Izq.	60x30 cm.	23 5/8" x 11 6/8"	Nature	C228224401	100115103	G416


**TOWN / Peldaño Técnico / Technical Step Tile**

TOWN	<i>Cosmos</i>	Peld. Téc.	60x30 cm.	23 5/8" x 11 6/8"	Polished	C222999461	100007740	G425
TOWN	<i>Cosmos</i>	Peld. Téc.	60x30 cm.	23 5/8" x 11 6/8"	Lappato	C228224941	100115282	425G
TOWN	<i>Cosmos</i>	Peld. Téc.	60x30 cm.	23 5/8" x 11 6/8"	Nature	C222999561	100008088	G424
TOWN	<i>Extreme White</i>	Peld. Téc.	60x30 cm.	23 5/8" x 11 6/8"	Polished	C228221491	100102415	G425
TOWN	<i>Black</i>	Peld. Téc.	60x30 cm.	23 5/8" x 11 6/8"	Polished	C228221511	100102888	G430
TOWN	<i>Black</i>	Peld. Téc.	60x30 cm.	23 5/8" x 11 6/8"	Nature	C228221541	100102887	G430
TOWN	<i>White</i>	Peld. Téc.	60x30 cm.	23 5/8" x 11 6/8"	Polished	C222999401	100007739	G425
TOWN	<i>White</i>	Peld. Téc.	60x30 cm.	23 5/8" x 11 6/8"	Lappato	C228225041	100115285	G425
TOWN	<i>White</i>	Peld. Téc.	60x30 cm.	23 5/8" x 11 6/8"	Nature	C222999541	100008087	G424
TOWN	<i>Acero</i>	Peld. Téc.	60x30 cm.	23 5/8" x 11 6/8"	Polished	C222999801	100047248	G425
TOWN	<i>Acero</i>	Peld. Téc.	60x30 cm.	23 5/8" x 11 6/8"	Lappato	C228225061	100115281	G425
TOWN	<i>Acero</i>	Peld. Téc.	60x30 cm.	23 5/8" x 11 6/8"	Nature	C222999891	100047240	G424
TOWN	<i>Niquel</i>	Peld. Téc.	60x30 cm.	23 5/8" x 11 6/8"	Polished	C222999811	100047239	G425
TOWN	<i>Niquel</i>	Peld. Téc.	60x30 cm.	23 5/8" x 11 6/8"	Lappato	C228225021	100115284	G425
TOWN	<i>Niquel</i>	Peld. Téc.	60x30 cm.	23 5/8" x 11 6/8"	Nature	C222999711	100047262	G424
TOWN	<i>Arena</i>	Peld. Téc.	60x30 cm.	23 5/8" x 11 6/8"	Polished	C228217761	100047866	G425
TOWN	<i>Arena</i>	Peld. Téc.	60x30 cm.	23 5/8" x 11 6/8"	Lappato	C228225331	100128702	G425
TOWN	<i>Arena</i>	Peld. Téc.	60x30 cm.	23 5/8" x 11 6/8"	Nature	C222999991	100047902	G424
TOWN	<i>Moka</i>	Peld. Téc.	60x30 cm.	23 5/8" x 11 6/8"	Polished	C228217751	100047901	G425
TOWN	<i>Moka</i>	Peld. Téc.	60x30 cm.	23 5/8" x 11 6/8"	Lappato	C228224911	100115283	G425
TOWN	<i>Moka</i>	Peld. Téc.	60x30 cm.	23 5/8" x 11 6/8"	Nature	C228217621	100047846	G424
TOWN	<i>Purple</i>	Peld. Téc.	60x30 cm.	23 5/8" x 11 6/8"	Polished	C228224591	100115114	G425
TOWN	<i>Purple</i>	Peld. Téc.	60x30 cm.	23 5/8" x 11 6/8"	Nature	C228224611	100115115	G425
TOWN	<i>Blue</i>	Peld. Téc.	60x30 cm.	11 6/8" x 11 6/8"	Polished	C228224551	100115110	G425
TOWN	<i>Blue</i>	Peld. Téc.	60x30 cm.	11 6/8" x 11 6/8"	Nature	C228224621	100115111	G425
TOWN	<i>Aqua</i>	Peld. Téc.	60x30 cm.	23 5/8" x 11 6/8"	Polished	C228224511	100115108	G425
TOWN	<i>Aqua</i>	Peld. Téc.	60x30 cm.	23 5/8" x 11 6/8"	Nature	C228224571	100115109	G425
TOWN	<i>Green</i>	Peld. Téc.	60x30 cm.	23 5/8" x 11 6/8"	Polished	C228224561	100115112	G426
TOWN	<i>Green</i>	Peld. Téc.	60x30 cm.	23 5/8" x 11 6/8"	Nature	C228224581	100115113	G426
TOWN	<i>Rose</i>	Peld. Téc.	60x30 cm.	23 5/8" x 11 6/8"	Polished	C228224601	100115116	G427
TOWN	<i>Rose</i>	Peld. Téc.	60x30 cm.	23 5/8" x 11 6/8"	Nature	C228224531	100115117	G427
TOWN	<i>Yellow</i>	Peld. Téc.	60x30 cm.	23 5/8" x 11 6/8"	Polished	C228224521	100115107	G425
TOWN	<i>Yellow</i>	Peld. Téc.	60x30 cm.	23 5/8" x 11 6/8"	Nature	C228224541	100115118	G425


**TOWN / Peldaño Técnico Esquina Derecha / Technical Step Tile Right Corner**

TOWN	<i>Cosmos</i>	Peld. Téc. Esq. Der.	60x30 cm.	23 5/8" x 11 6/8"	Polished	C222999361	100007742	G430
TOWN	<i>Cosmos</i>	Peld. Téc. Esq. Der.	60x30 cm.	23 5/8" x 11 6/8"	Lappato	C228225151	100115325	G430
TOWN	<i>Cosmos</i>	Peld. Téc. Esq. Der.	60x30 cm.	23 5/8" x 11 6/8"	Nature	C228217551	100008092	G429
TOWN	<i>Extreme White</i>	Peld. Téc. Esq. Der.	60x30 cm.	23 5/8" x 11 6/8"	Polished	C228221481	100102410	G430
TOWN	<i>Black</i>	Peld. Téc. Esq. Der.	60x30 cm.	23 5/8" x 11 6/8"	Polished	C228221561	100102884	G430
TOWN	<i>Black</i>	Peld. Téc. Esq. Der.	60x30 cm.	23 5/8" x 11 6/8"	Nature	C228221531	100102883	G430
TOWN	<i>White</i>	Peld. Téc. Esq. Der.	60x30 cm.	23 5/8" x 11 6/8"	Polished	C222999371	100007741	G430
TOWN	<i>White</i>	Peld. Téc. Esq. Der.	60x30 cm.	23 5/8" x 11 6/8"	Lappato	C228225081	100115328	G430
TOWN	<i>White</i>	Peld. Téc. Esq. Der.	60x30 cm.	23 5/8" x 11 6/8"	Nature	C228217511	100008091	G429
TOWN	<i>Acero</i>	Peld. Téc. Esq. Der.	60x30 cm.	23 5/8" x 11 6/8"	Polished	C222999731	100047236	G430
TOWN	<i>Acero</i>	Peld. Téc. Esq. Der.	60x30 cm.	23 5/8" x 11 6/8"	Lappato	C228225181	100115323	G430
TOWN	<i>Acero</i>	Peld. Téc. Esq. Der.	60x30 cm.	23 5/8" x 11 6/8"	Nature	C222999761	100047223	G429
TOWN	<i>Niquel</i>	Peld. Téc. Esq. Der.	60x30 cm.	23 5/8" x 11 6/8"	Polished	C222999681	100047274	G430
TOWN	<i>Niquel</i>	Peld. Téc. Esq. Der.	60x30 cm.	23 5/8" x 11 6/8"	Lappato	C228225111	100115327	G430
TOWN	<i>Niquel</i>	Peld. Téc. Esq. Der.	60x30 cm.	23 5/8" x 11 6/8"	Nature	C222999771	100047220	G429
TOWN	<i>Arena</i>	Peld. Téc. Esq. Der.	60x30 cm.	23 5/8" x 11 6/8"	Polished	C228217701	100047890	G430
TOWN	<i>Arena</i>	Peld. Téc. Esq. Der.	60x30 cm.	23 5/8" x 11 6/8"	Lappato	C228225101	100115324	G430
TOWN	<i>Arena</i>	Peld. Téc. Esq. Der.	60x30 cm.	23 5/8" x 11 6/8"	Nature	C222999961	100047919	G429
TOWN	<i>Moka</i>	Peld. Téc. Esq. Der.	60x30 cm.	23 5/8" x 11 6/8"	Polished	C228217651	100047881	G430
TOWN	<i>Moka</i>	Peld. Téc. Esq. Der.	60x30 cm.	23 5/8" x 11 6/8"	Lappato	C228225131	100115326	G430
TOWN	<i>Moka</i>	Peld. Téc. Esq. Der.	60x30 cm.	23 5/8" x 11 6/8"	Nature	C228217691	100047849	G429
TOWN	<i>Purple</i>	Peld. Téc. Esq. Der.	60x30 cm.	23 5/8" x 11 6/8"	Polished	C228224731	100115121	G430
TOWN	<i>Purple</i>	Peld. Téc. Esq. Der.	60x30 cm.	23 5/8" x 11 6/8"	Nature	C228224761	100115140	G430
TOWN	<i>Blue</i>	Peld. Téc. Esq. Der.	60x30 cm.	11 6/8" x 11 6/8"	Polished	C228224641	100115119	G430
TOWN	<i>Blue</i>	Peld. Téc. Esq. Der.	60x30 cm.	11 6/8" x 11 6/8"	Nature	C228224781	100115138	G430
TOWN	<i>Aqua</i>	Peld. Téc. Esq. Der.	60x30 cm.	23 5/8" x 11 6/8"	Polished	C228224661	100115124	G430
TOWN	<i>Aqua</i>	Peld. Téc. Esq. Der.	60x30 cm.	23 5/8" x 11 6/8"	Nature	C228224821	100115137	G430
TOWN	<i>Green</i>	Peld. Téc. Esq. Der.	60x30 cm.	23 5/8" x 11 6/8"	Polished	C228224711	100115120	G430
TOWN	<i>Green</i>	Peld. Téc. Esq. Der.	60x30 cm.	23 5/8" x 11 6/8"	Nature	C228224751	100115139	G430
TOWN	<i>Rose</i>	Peld. Téc. Esq. Der.	60x30 cm.	23 5/8" x 11 6/8"	Polished	C228224631	100115122	G447
TOWN	<i>Rose</i>	Peld. Téc. Esq. Der.	60x30 cm.	23 5/8" x 11 6/8"	Nature	C228224861	100115141	G447
TOWN	<i>Yellow</i>	Peld. Téc. Esq. Der.	60x30 cm.	23 5/8" x 11 6/8"	Polished	C228224691	100115123	G430
TOWN	<i>Yellow</i>	Peld. Téc. Esq. Der.	60x30 cm.	23 5/8" x 11 6/8"	Nature	C228224791	100115142	G430


**TOWN / Peldaño Técnico Esquina Izquierda / Technical Step Tile Left Corner**

TOWN	<i>Cosmos</i>	Peld. Téc. Esq. Izq.	60x30 cm.	23 5/8" x 11 6/8"	Polished	C222999131	100007728	G430
TOWN	<i>Cosmos</i>	Peld. Téc. Esq. Izq.	60x30 cm.	23 5/8" x 11 6/8"	Lappato	C228225121	100115335	G430
TOWN	<i>Cosmos</i>	Peld. Téc. Esq. Izq.	60x30 cm.	23 5/8" x 11 6/8"	Nature	C228217521	100008090	G429
TOWN	<i>Extreme White</i>	Peld. Téc. Esq. Izq.	60x30 cm.	23 5/8" x 11 6/8"	Polished	C228221501	100102413	G430
TOWN	<i>Black</i>	Peld. Téc. Esq. Izq.	60x30 cm.	23 5/8" x 11 6/8"	Polished	C228221521	100102886	G430
TOWN	<i>Black</i>	Peld. Téc. Esq. Izq.	60x30 cm.	23 5/8" x 11 6/8"	Nature	C228221551	100102885	G430
TOWN	<i>White</i>	Peld. Téc. Esq. Izq.	60x30 cm.	23 5/8" x 11 6/8"	Polished	C222999221	100007727	G430
TOWN	<i>White</i>	Peld. Téc. Esq. Izq.	60x30 cm.	23 5/8" x 11 6/8"	Lappato	C228225071	100115338	G430
TOWN	<i>White</i>	Peld. Téc. Esq. Izq.	60x30 cm.	23 5/8" x 11 6/8"	Nature	C228217531	100008089	G429
TOWN	<i>Acero</i>	Peld. Téc. Esq. Izq.	60x30 cm.	23 5/8" x 11 6/8"	Polished	C222999911	100047228	G430
TOWN	<i>Acero</i>	Peld. Téc. Esq. Izq.	60x30 cm.	23 5/8" x 11 6/8"	Lappato	C228225091	100115333	G430
TOWN	<i>Acero</i>	Peld. Téc. Esq. Izq.	60x30 cm.	23 5/8" x 11 6/8"	Nature	C222999741	100047221	G429
TOWN	<i>Niquel</i>	Peld. Téc. Esq. Izq.	60x30 cm.	23 5/8" x 11 6/8"	Polished	C222999871	100047265	G430
TOWN	<i>Niquel</i>	Peld. Téc. Esq. Izq.	60x30 cm.	23 5/8" x 11 6/8"	Lappato	C228225161	100115337	G430
TOWN	<i>Niquel</i>	Peld. Téc. Esq. Izq.	60x30 cm.	23 5/8" x 11 6/8"	Nature	C222999861	100047242	G429
TOWN	<i>Arena</i>	Peld. Téc. Esq. Izq.	60x30 cm.	23 5/8" x 11 6/8"	Polished	C228217631	100047863	G430
TOWN	<i>Arena</i>	Peld. Téc. Esq. Izq.	60x30 cm.	23 5/8" x 11 6/8"	Lappato	C228225141	100115334	G430
TOWN	<i>Arena</i>	Peld. Téc. Esq. Izq.	60x30 cm.	23 5/8" x 11 6/8"	Nature	C228217721	100047892	G429
TOWN	<i>Moka</i>	Peld. Téc. Esq. Izq.	60x30 cm.	23 5/8" x 11 6/8"	Polished	C228217611	100047888	G430
TOWN	<i>Moka</i>	Peld. Téc. Esq. Izq.	60x30 cm.	23 5/8" x 11 6/8"	Lappato	C228225171	100115336	G430
TOWN	<i>Moka</i>	Peld. Téc. Esq. Izq.	60x30 cm.	23 5/8" x 11 6/8"	Nature	C228217741	100047842	G429
TOWN	<i>Purple</i>	Peld. Téc. Esq. Izq.	60x30 cm.	23 5/8" x 11 6/8"	Polished	C228224701	100115127	G430
TOWN	<i>Purple</i>	Peld. Téc. Esq. Izq.	60x30 cm.	23 5/8" x 11 6/8"	Nature	C228224771	100115146	G430
TOWN	<i>Blue</i>	Peld. Téc. Esq. Izq.	60x30 cm.	11 6/8" x 11 6/8"	Polished	C228224671	100115125	G430
TOWN	<i>Blue</i>	Peld. Téc. Esq. Izq.	60x30 cm.	11 6/8" x 11 6/8"	Nature	C228224831	100115144	G430
TOWN	<i>Aqua</i>	Peld. Téc. Esq. Izq.	60x30 cm.	23 5/8" x 11 6/8"	Polished	C228224681	100115130	G430
TOWN	<i>Aqua</i>	Peld. Téc. Esq. Izq.	60x30 cm.	23 5/8" x 11 6/8"	Nature	C228224851	100115143	G430
TOWN	<i>Green</i>	Peld. Téc. Esq. Izq.	60x30 cm.	23 5/8" x 11 6/8"	Polished	C228224651	100115126	G430
TOWN	<i>Green</i>	Peld. Téc. Esq. Izq.	60x30 cm.	23 5/8" x 11 6/8"	Nature	C228224841	100115145	G430
TOWN	<i>Rose</i>	Peld. Téc. Esq. Izq.	60x30 cm.	23 5/8" x 11 6/8"	Polished	C228224721	100115128	G447
TOWN	<i>Rose</i>	Peld. Téc. Esq. Izq.	60x30 cm.	23 5/8" x 11 6/8"	Nature	C228224801	100115148	G447
TOWN	<i>Yellow</i>	Peld. Téc. Esq. Izq.	60x30 cm.	23 5/8" x 11 6/8"	Polished	C228224741	100115129	G430
TOWN	<i>Yellow</i>	Peld. Téc. Esq. Izq.	60x30 cm.	23 5/8" x 11 6/8"	Nature	C228224811	100115136	G430



City Graphic Nature 60x30 cm.  
City Graphic Lappato 60x60 cm.

---



CITY COLLECTION  
CITY SPECIAL PIECES


---

**CITY**



**CITY GRAPHIC**


Formato (cm.) Format (inches)	Espesor (mm.) Thickness (inches)	Acabado Finish	Código KEA KEA Code	Código SAP SAP Code	Valor UPEC UPEC Value
60x60 / 23 <sup>5/8</sup> "x23 <sup>5/8</sup> "	10 / 6/16"	Polished	C225901031	100002411 G456	
60x30 / 23 <sup>5/8</sup> "x11 <sup>6/8</sup> "	10 / 6/16"	Polished	C222901531	100002326 G454	
40x40 / 15 <sup>3/4</sup> "x15 <sup>3/4</sup> "	10 / 6/16"	Polished	C224001531	100002394 G454	
60x60 / 23 <sup>5/8</sup> "x23 <sup>5/8</sup> "	10,4 / 7/16"	Lappato	C225953051	100108466 G455	
60x30 / 23 <sup>5/8</sup> "x11 <sup>6/8</sup> "	10,4 / 7/16"	Lappato	C502600601	100108508 G453	
40x40 / 15 <sup>3/4</sup> "x15 <sup>3/4</sup> "	10,4 / 7/16"	Lappato	C224404591	100113779 G453	
60x60 / 23 <sup>5/8</sup> "x23 <sup>5/8</sup> "	10,4 / 7/16"	Nature	C225902031	100002418 G454	U4 P4 + E3 C2
60x30 / 23 <sup>5/8</sup> "x11 <sup>6/8</sup> "	10,4 / 7/16"	Nature	C222902531	100002340 G453	U4 P4 E3 C2
40x40 / 15 <sup>3/4</sup> "x15 <sup>3/4</sup> "	10,4 / 7/16"	Nature	C224002531	100002405 G453	



Polished Lappato R9A Nature R10A

**CITY STUDIO**

Formato (cm.) Format (inches)	Espesor (mm.) Thickness (inches)	Acabado Finish	Código KEA KEA Code	Código SAP SAP Code	Valor UPEC UPEC Value
60x60 / 23 <sup>5/8</sup> "x23 <sup>5/8</sup> "	10 / 6/16"	Polished	C225901011	100002409 G456	
60x30 / 23 <sup>5/8</sup> "x11 <sup>6/8</sup> "	10 / 6/16"	Polished	C222901511	100002324 G454	
40x40 / 15 <sup>3/4</sup> "x15 <sup>3/4</sup> "	10 / 6/16"	Polished	C224001511	100002392 G454	
60x60 / 23 <sup>5/8</sup> "x23 <sup>5/8</sup> "	10,4 / 7/16"	Lappato	C225953081	100108520 G455	
60x30 / 23 <sup>5/8</sup> "x11 <sup>6/8</sup> "	10,4 / 7/16"	Lappato	C502600611	100108519 G453	
40x40 / 15 <sup>3/4</sup> "x15 <sup>3/4</sup> "	10,4 / 7/16"	Lappato	C224404571	100113781 G453	
60x60 / 23 <sup>5/8</sup> "x23 <sup>5/8</sup> "	10,4 / 7/16"	Nature	C225902011	100002416 G452	U4 P4 + E3 C2
60x30 / 23 <sup>5/8</sup> "x11 <sup>6/8</sup> "	10,4 / 7/16"	Nature	C222902511	100002338 G451	U4 P4 E3 C2
40x40 / 15 <sup>3/4</sup> "x15 <sup>3/4</sup> "	10,4 / 7/16"	Nature	C224002511	100002403 G451	



Polished Lappato R9A Nature R10A

**CITY ZONE**

Formato (cm.) Format (inches)	Espesor (mm.) Thickness (inches)	Acabado Finish	Código KEA KEA Code	Código SAP SAP Code	Valor UPEC UPEC Value
60x60 / 23 <sup>5/8</sup> "x23 <sup>5/8</sup> "	10 / 6/16"	Polished	C225901051	100002413 G456	
60x30 / 23 <sup>5/8</sup> "x11 <sup>6/8</sup> "	10 / 6/16"	Polished	C222901551	100002328 G454	
40x40 / 15 <sup>3/4</sup> "x15 <sup>3/4</sup> "	10 / 6/16"	Polished	C224001551	100002395 G454	
60x60 / 23 <sup>5/8</sup> "x23 <sup>5/8</sup> "	10,4 / 7/16"	Lappato	C225953061	100108473 G455	
60x30 / 23 <sup>5/8</sup> "x11 <sup>6/8</sup> "	10,4 / 7/16"	Lappato	C502600591	100108472 G453	
40x40 / 15 <sup>3/4</sup> "x15 <sup>3/4</sup> "	10,4 / 7/16"	Lappato	C224404621	100113782 G453	
60x60 / 23 <sup>5/8</sup> "x23 <sup>5/8</sup> "	10,4 / 7/16"	Nature	C225902051	100002420 G452	U4 P4 + E3 C2
60x30 / 23 <sup>5/8</sup> "x11 <sup>6/8</sup> "	10,4 / 7/16"	Nature	C222902551	100002342 G451	U4 P4 E3 C2
40x40 / 15 <sup>3/4</sup> "x15 <sup>3/4</sup> "	10,4 / 7/16"	Nature	C224002551	100002406 G451	



Polished Lappato R9A Nature R10A

**CITY CUBE**

Formato (cm.) Format (inches)	Espesor (mm.) Thickness (inches)	Acabado Finish	Código KEA KEA Code	Código SAP SAP Code	Valor UPEC UPEC Value
60x60 / 23 <sup>5/8</sup> "x23 <sup>5/8</sup> "	10 / 6/16"	Polished	C225901021	100002410 G456	
60x30 / 23 <sup>5/8</sup> "x11 <sup>6/8</sup> "	10 / 6/16"	Polished	C222901521	100002325 G454	
40x40 / 15 <sup>3/4</sup> "x15 <sup>3/4</sup> "	10 / 6/16"	Polished	C224001521	100002393 G454	
60x60 / 23 <sup>5/8</sup> "x23 <sup>5/8</sup> "	10,4 / 7/16"	Lappato	C225953031	100108463 G455	
60x30 / 23 <sup>5/8</sup> "x11 <sup>6/8</sup> "	10,4 / 7/16"	Lappato	C502600561	100108462 G453	
40x40 / 15 <sup>3/4</sup> "x15 <sup>3/4</sup> "	10,4 / 7/16"	Lappato	C224404601	100113778 G453	
60x60 / 23 <sup>5/8</sup> "x23 <sup>5/8</sup> "	10,4 / 7/16"	Nature	C225902021	100002417 G452	U4 P4 + E3 C2
60x30 / 23 <sup>5/8</sup> "x11 <sup>6/8</sup> "	10,4 / 7/16"	Nature	C222902521	100002339 G451	U4 P4 E3 C2
40x40 / 15 <sup>3/4</sup> "x15 <sup>3/4</sup> "	10,4 / 7/16"	Nature	C224002521	100002404 G451	



Polished Lappato R9A Nature R10A

**CITY SCENE**

Formato (cm.) Format (inches)	Espesor (mm.) Thickness (inches)	Acabado Finish	Código KEA KEA Code	Código SAP SAP Code	Valor UPEC UPEC Value
60x60 / 23 <sup>5/8</sup> "x23 <sup>5/8</sup> "	10 / 6/16"	Polished	C225901041	100002412 G456	
60x30 / 23 <sup>5/8</sup> "x11 <sup>6/8</sup> "	10 / 6/16"	Polished	C222901541	100002327 G454	
40x40 / 15 <sup>3/4</sup> "x15 <sup>3/4</sup> "	10 / 6/16"	Polished	C224001541	100003223 G454	
60x60 / 23 <sup>5/8</sup> "x23 <sup>5/8</sup> "	10,4 / 7/16"	Lappato	C225953071	100108469 G455	
60x30 / 23 <sup>5/8</sup> "x11 <sup>6/8</sup> "	10,4 / 7/16"	Lappato	C502600581	100108468 G453	
40x40 / 15 <sup>3/4</sup> "x15 <sup>3/4</sup> "	10,4 / 7/16"	Lappato	C224404581	100113780 G453	
60x60 / 23 <sup>5/8</sup> "x23 <sup>5/8</sup> "	10,4 / 7/16"	Nature	C225902041	100002419 G454	U4 P4 + E3 C2
60x30 / 23 <sup>5/8</sup> "x11 <sup>6/8</sup> "	10,4 / 7/16"	Nature	C222902541	100002341 G453	U4 P4 E3 C2
40x40 / 15 <sup>3/4</sup> "x15 <sup>3/4</sup> "	10,4 / 7/16"	Nature	C224002541	100003224 G453	



Polished Lappato R9A Nature R10A

**CITY AREA**

Formato (cm.) Format (inches)	Espesor (mm.) Thickness (inches)	Acabado Finish	Código KEA KEA Code	Código SAP SAP Code	Valor UPEC UPEC Value
60x60 / 23 <sup>5/8</sup> "x23 <sup>5/8</sup> "	10 / 6/16"	Polished	C225901001	100002407 G456	
60x30 / 23 <sup>5/8</sup> "x11 <sup>6/8</sup> "	10 / 6/16"	Polished	C222901501	100002323 G454	
40x40 / 15 <sup>3/4</sup> "x15 <sup>3/4</sup> "	10 / 6/16"	Polished	C224001501	100002391 G454	
60x60 / 23 <sup>5/8</sup> "x23 <sup>5/8</sup> "	10,4 / 7/16"	Lappato	C225953041	100108460 G455	
60x30 / 23 <sup>5/8</sup> "x11 <sup>6/8</sup> "	10,4 / 7/16"	Lappato	C502600571	100108459 G453	
40x40 / 15 <sup>3/4</sup> "x15 <sup>3/4</sup> "	10,4 / 7/16"	Lappato	C224404611	100113777 G453	
60x60 / 23 <sup>5/8</sup> "x23 <sup>5/8</sup> "	10,4 / 7/16"	Nature	C225902001	100002414 G452	U4 P4 + E3 C2
60x30 / 23 <sup>5/8</sup> "x11 <sup>6/8</sup> "	10,4 / 7/16"	Nature	C222902501	100002337 G451	U4 P4 E3 C2
40x40 / 15 <sup>3/4</sup> "x15 <sup>3/4</sup> "	10,4 / 7/16"	Nature	C224002501	100002402 G451	

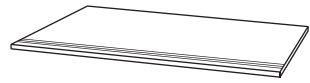


Polished Lappato R9A Nature R10A

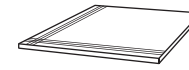



**CITY / Zócalo / Skirting Board**

CITY	Area	Zócalo	40x9 cm.	15 5/8" x 3 4/8"	Polished	C229101001	100002512	G405
CITY	Area	Zócalo	40x9 cm.	15 5/8" x 3 4/8"	Nature	C229102001	100002518	G404
CITY	Area	Zócalo	60x9 cm.	23 5/8" x 3 4/8"	Polished	C229001001	100002499	G407
CITY	Area	Zócalo	60x9 cm.	23 5/8" x 3 4/8"	Nature	C229002001	100002505	G406
CITY	Cube	Zócalo	40x9 cm.	15 5/8" x 3 4/8"	Polished	C229101021	100002514	G405
CITY	Cube	Zócalo	40x9 cm.	15 5/8" x 3 4/8"	Nature	C229102021	100002520	G404
CITY	Cube	Zócalo	60x9 cm.	23 5/8" x 3 4/8"	Polished	C229001021	100002501	G407
CITY	Cube	Zócalo	60x9 cm.	23 5/8" x 3 4/8"	Nature	C229002021	100002507	G406
CITY	Graphic	Zócalo	40x9 cm.	15 5/8" x 3 4/8"	Polished	C229101031	100002515	G405
CITY	Graphic	Zócalo	40x9 cm.	15 5/8" x 3 4/8"	Nature	C229102031	100002521	G404
CITY	Graphic	Zócalo	60x9 cm.	23 5/8" x 3 4/8"	Polished	C229001031	100002502	G407
CITY	Graphic	Zócalo	60x9 cm.	23 5/8" x 3 4/8"	Nature	C229002031	100002508	G406
CITY	Scene	Zócalo	40x9 cm.	15 5/8" x 3 4/8"	Polished	C229101041	100002516	G405
CITY	Scene	Zócalo	40x9 cm.	15 5/8" x 3 4/8"	Nature	C229102041	100002522	G404
CITY	Scene	Zócalo	60x9 cm.	23 5/8" x 3 4/8"	Polished	C229001041	100002503	G407
CITY	Scene	Zócalo	60x9 cm.	23 5/8" x 3 4/8"	Nature	C229002041	100002509	G406
CITY	Studio	Zócalo	40x9 cm.	15 5/8" x 3 4/8"	Polished	C229101011	100002513	G405
CITY	Studio	Zócalo	40x9 cm.	15 5/8" x 3 4/8"	Nature	C229102011	100002519	G404
CITY	Studio	Zócalo	60x9 cm.	23 5/8" x 3 4/8"	Polished	C229001011	100002500	G407
CITY	Studio	Zócalo	60x9 cm.	23 5/8" x 3 4/8"	Nature	C229002011	100002506	G406
CITY	Zone	Zócalo	40x9 cm.	15 5/8" x 3 4/8"	Polished	C229101051	100002517	G405
CITY	Zone	Zócalo	40x9 cm.	15 5/8" x 3 4/8"	Nature	C229102051	100002523	G404
CITY	Zone	Zócalo	60x9 cm.	23 5/8" x 3 4/8"	Polished	C229001051	100002504	G407
CITY	Zone	Zócalo	60x9 cm.	23 5/8" x 3 4/8"	Nature	C229002051	100002510	G406


**CITY / Huella / Step Tile**

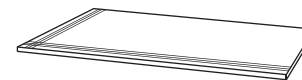
CITY	Area	Huella	40x40 cm.	15 5/8" x 15 5/8"	Polished	C228301001	100002484	G413
CITY	Area	Huella	40x40 cm.	15 5/8" x 15 5/8"	Nature	C224002611	100078252	G413
CITY	Area	Huella	60x30 cm.	23 5/8" x 11 5/8"	Polished	C228201001	100002453	G414
CITY	Area	Huella	60x30 cm.	23 5/8" x 11 5/8"	Nature	C228202001	100002459	G414
CITY	Cube	Huella	40x40 cm.	15 5/8" x 15 5/8"	Polished	C228301021	100002486	G413
CITY	Cube	Huella	40x40 cm.	15 5/8" x 15 5/8"	Nature	C228302021	100002489	G413
CITY	Cube	Huella	60x30 cm.	23 5/8" x 11 5/8"	Polished	C228201021	100002455	G414
CITY	Cube	Huella	60x30 cm.	23 5/8" x 11 5/8"	Nature	C228202021	100002461	G414
CITY	Graphic	Huella	40x40 cm.	15 5/8" x 15 5/8"	Polished	C228301031	100003730	G413
CITY	Graphic	Huella	40x40 cm.	15 5/8" x 15 5/8"	Nature	C228302031	100047643	G413
CITY	Graphic	Huella	60x30 cm.	23 5/8" x 11 5/8"	Polished	C228201031	100002456	G414
CITY	Graphic	Huella	60x30 cm.	23 5/8" x 11 5/8"	Nature	C228202031	100002462	G414
CITY	Scene	Huella	40x40 cm.	15 5/8" x 15 5/8"	Polished	C228301041	100003944	G413
CITY	Scene	Huella	40x40 cm.	15 5/8" x 15 5/8"	Nature	C228302041	100060171	G413
CITY	Scene	Huella	60x30 cm.	23 5/8" x 11 5/8"	Polished	C228201041	100002457	G414
CITY	Scene	Huella	60x30 cm.	23 5/8" x 11 5/8"	Nature	C228202041	100002463	G414
CITY	Studio	Huella	40x40 cm.	15 5/8" x 15 5/8"	Polished	C228301011	100002485	G413
CITY	Studio	Huella	40x40 cm.	15 5/8" x 15 5/8"	Nature	C228302011	100002488	G413
CITY	Studio	Huella	60x30 cm.	23 5/8" x 11 5/8"	Polished	C228201011	100002454	G414
CITY	Studio	Huella	60x30 cm.	23 5/8" x 11 5/8"	Nature	C228202011	100002460	G414
CITY	Zone	Huella	40x40 cm.	15 5/8" x 15 5/8"	Polished	C228301051	100002487	G413
CITY	Zone	Huella	40x40 cm.	15 5/8" x 15 5/8"	Nature	C228302051	100043392	G413
CITY	Zone	Huella	60x30 cm.	23 5/8" x 11 5/8"	Polished	C228201051	100002458	G414
CITY	Zone	Huella	60x30 cm.	23 5/8" x 11 5/8"	Nature	C228202051	100002464	G414


**CITY / Huella Esquina / Step Tile Corner**

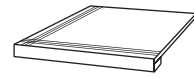
CITY	Area	Huella Esq.	40x40 cm.	15 5/8" x 15 5/8"	Polished	C228303001	100002490	G414
CITY	Area	Huella Esq.	40x40 cm.	15 5/8" x 15 5/8"	Nature	C224002621	100078253	G414
CITY	Cube	Huella Esq.	40x40 cm.	15 5/8" x 15 5/8"	Polished	C228303021	100002491	G414
CITY	Cube	Huella Esq.	40x40 cm.	15 5/8" x 15 5/8"	Nature	C228304021	100044502	G414
CITY	Graphic	Huella Esq.	40x40 cm.	15 5/8" x 15 5/8"	Polished	C228303031	100002492	G414
CITY	Graphic	Huella Esq.	40x40 cm.	15 5/8" x 15 5/8"	Nature	C228304031	100060063	G414
CITY	Scene	Huella Esq.	40x40 cm.	15 5/8" x 15 5/8"	Polished	C228303041	100060152	G414
CITY	Scene	Huella Esq.	40x40 cm.	15 5/8" x 15 5/8"	Nature	C228304041	100060172	G414
CITY	Studio	Huella Esq.	40x40 cm.	15 5/8" x 15 5/8"	Polished	C228303011	100060083	G414
CITY	Studio	Huella Esq.	40x40 cm.	15 5/8" x 15 5/8"	Nature	C228304011	100003273	G414
CITY	Zone	Huella Esq.	40x40 cm.	15 5/8" x 15 5/8"	Polished	C228303051	100002493	G414
CITY	Zone	Huella Esq.	40x40 cm.	15 5/8" x 15 5/8"	Nature	C228304051	100043393	G414


**CITY / Huella Esquina Derecha / Step Tile Right Corner**

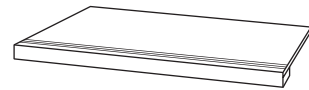
CITY	Area	Huella Esq. Der.	60x30 cm.	23 5/8" x 11 5/8"	Polished	C228203501	100060194	G416
CITY	Area	Huella Esq. Der.	60x30 cm.	23 5/8" x 11 5/8"	Nature	C228204501	100002472	G416
CITY	Cube	Huella Esq. Der.	60x30 cm.	23 5/8" x 11 5/8"	Polished	C228203521	100002467	G416
CITY	Cube	Huella Esq. Der.	60x30 cm.	23 5/8" x 11 5/8"	Nature	C228204521	100002473	G416
CITY	Graphic	Huella Esq. Der.	60x30 cm.	23 5/8" x 11 5/8"	Polished	C228203531	100060067	G416
CITY	Graphic	Huella Esq. Der.	60x30 cm.	23 5/8" x 11 5/8"	Nature	C228204531	100003625	G416
CITY	Scene	Huella Esq. Der.	60x30 cm.	23 5/8" x 11 5/8"	Polished	C228203541	100033134	G416
CITY	Scene	Huella Esq. Der.	60x30 cm.	23 5/8" x 11 5/8"	Nature	C228204541	100032120	G416
CITY	Studio	Huella Esq. Der.	60x30 cm.	23 5/8" x 11 5/8"	Polished	C228203511	100060084	G416
CITY	Studio	Huella Esq. Der.	60x30 cm.	23 5/8" x 11 5/8"	Nature	C228204511	100003225	G416
CITY	Zone	Huella Esq. Der.	60x30 cm.	23 5/8" x 11 5/8"	Polished	C228203551	100002468	G416
CITY	Zone	Huella Esq. Der.	60x30 cm.	23 5/8" x 11 5/8"	Nature	C228204551	100060109	G416


**CITY / Huella Esquina Izquierda / Step Tile Left Corner**

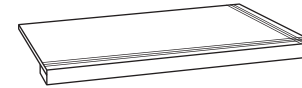
CITY	Area	Huella Esq. Izq.	60x30 cm.	23 5/8" x 11 5/8"	Polished	C228203001	100003354	G416
CITY	Area	Huella Esq. Izq.	60x30 cm.	23 5/8" x 11 5/8"	Nature	C228204001	100002469	G416
CITY	Cube	Huella Esq. Izq.	60x30 cm.	23 5/8" x 11 5/8"	Polished	C228203021	100002465	G416
CITY	Cube	Huella Esq. Izq.	60x30 cm.	23 5/8" x 11 5/8"	Nature	C228204021	100002471	G416
CITY	Graphic	Huella Esq. Izq.	60x30 cm.	23 5/8" x 11 5/8"	Polished	C228203031	100060057	G416
CITY	Graphic	Huella Esq. Izq.	60x30 cm.	23 5/8" x 11 5/8"	Nature	C228204031	100003624	G416
CITY	Scene	Huella Esq. Izq.	60x30 cm.	23 5/8" x 11 5/8"	Polished	C228203041	100033133	G416
CITY	Scene	Huella Esq. Izq.	60x30 cm.	23 5/8" x 11 5/8"	Nature	C228204041	100032119	G416
CITY	Studio	Huella Esq. Izq.	60x30 cm.	23 5/8" x 11 5/8"	Polished	C228203011	100060085	G416
CITY	Studio	Huella Esq. Izq.	60x30 cm.	23 5/8" x 11 5/8"	Nature	C228204011	100002470	G416
CITY	Zone	Huella Esq. Izq.	60x30 cm.	23 5/8" x 11 5/8"	Polished	C228203051	100002466	G416
CITY	Zone	Huella Esq. Izq.	60x30 cm.	23 5/8" x 11 5/8"	Nature	C228204051	100060121	G416


**CITY / Peldaño Técnico Esquina / Technical Step Tile Corner**

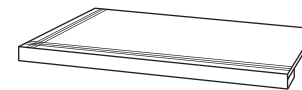
CITY	Area	Peld. Téc. Esq.	40x40 cm.	15 5/8" x 15 5/8"	Polished	C224002631	100078258	G428
CITY	Area	Peld. Téc. Esq.	40x40 cm.	15 5/8" x 15 5/8"	Nature	C228308001	100002496	G427
CITY	Cube	Peld. Téc. Esq.	40x40 cm.	15 5/8" x 15 5/8"	Polished	C224002641	100078259	G428
CITY	Cube	Peld. Téc. Esq.	40x40 cm.	15 5/8" x 15 5/8"	Nature	C228308061	100067558	G427
CITY	Graphic	Peld. Téc. Esq.	40x40 cm.	15 5/8" x 15 5/8"	Polished	C228307031	100060064	G428
CITY	Graphic	Peld. Téc. Esq.	40x40 cm.	15 5/8" x 15 5/8"	Nature	C228308031	100060078	G427
CITY	Scene	Peld. Téc. Esq.	40x40 cm.	15 5/8" x 15 5/8"	Polished	C228305041	100047072	G428
CITY	Scene	Peld. Téc. Esq.	40x40 cm.	15 5/8" x 15 5/8"	Nature	C228308041	100060164	G427
CITY	Studio	Peld. Téc. Esq.	40x40 cm.	15 5/8" x 15 5/8"	Polished	C228307011	100060094	G428
CITY	Studio	Peld. Téc. Esq.	40x40 cm.	15 5/8" x 15 5/8"	Nature	C228308011	100060098	G427
CITY	Zone	Peld. Téc. Esq.	40x40 cm.	15 5/8" x 15 5/8"	Polished	C228307051	100060112	G428
CITY	Zone	Peld. Téc. Esq.	40x40 cm.	15 5/8" x 15 5/8"	Nature	C228308051	100043394	G427


**CITY / Peldaño Técnico / Technical Step Tile**

CITY	Area	Peld. Téc.	40x40 cm.	15 5/8" x 15 5/8"	Polished	C228305001	100002494	G421
CITY	Area	Peld. Téc.	40x40 cm.	15 5/8" x 15 5/8"	Nature	C224002661	100078255	G420
CITY	Area	Peld. Téc.	60x30 cm.	23 5/8" x 11 5/8"	Polished	C228205001	100003515	G425
CITY	Area	Peld. Téc.	60x30 cm.	23 5/8" x 11 5/8"	Nature	C228206001	100064083	G424
CITY	Cube	Peld. Téc.	40x40 cm.	15 5/8" x 15 5/8"	Polished	C224002651	100078257	G421
CITY	Cube	Peld. Téc.	40x40 cm.	15 5/8" x 15 5/8"	Nature	C228306021	100031887	G420
CITY	Cube	Peld. Téc.	60x30 cm.	23 5/8" x 11 5/8"	Polished	C228205021	100002474	G425
CITY	Cube	Peld. Téc.	60x30 cm.	23 5/8" x 11 5/8"	Nature	C228206021	100045403	G424
CITY	Graphic	Peld. Téc.	40x40 cm.	15 5/8" x 15 5/8"	Polished	C228305031	100060068	G421
CITY	Graphic	Peld. Téc.	40x40 cm.	15 5/8" x 15 5/8"	Nature	C228306031	100002495	G420
CITY	Graphic	Peld. Téc.	60x30 cm.	23 5/8" x 11 5/8"	Polished	C228205031	100045185	G425
CITY	Graphic	Peld. Téc.	60x30 cm.	23 5/8" x 11 5/8"	Nature	C228206031	100060081	G424
CITY	Scene	Peld. Téc.	40x40 cm.	15 5/8" x 15 5/8"	Polished	C228307041	100047063	G421
CITY	Scene	Peld. Téc.	40x40 cm.	15 5/8" x 15 5/8"	Nature	C228306041	100060157	G420
CITY	Scene	Peld. Téc.	60x30 cm.	23 5/8" x 11 5/8"	Polished	C228205041	100060151	G425
CITY	Scene	Peld. Téc.	60x30 cm.	23 5/8" x 11 5/8"	Nature	C228206041	100002475	G424
CITY	Studio	Peld. Téc.	40x40 cm.	15 5/8" x 15 5/8"	Polished	C228305011	100060086	G421
CITY	Studio	Peld. Téc.	40x40 cm.	15 5/8" x 15 5/8"	Nature	C228306011	100060097	G420
CITY	Studio	Peld. Téc.	60x30 cm.	23 5/8" x 11 5/8"	Polished	C228205011	100044756	G425
CITY	Studio	Peld. Téc.	60x30 cm.	23 5/8" x 11 5/8"	Nature	C228206011	100007977	G424
CITY	Zone	Peld. Téc.	40x40 cm.	15 5/8" x 15 5/8"	Polished	C228305051	100060108	G421
CITY	Zone	Peld. Téc.	40x40 cm.	15 5/8" x 15 5/8"	Nature	C228306051	100003274	G420
CITY	Zone	Peld. Téc.	60x30 cm.	23 5/8" x 11 5/8"	Polished	C228205051	100007970	G425
CITY	Zone	Peld. Téc.	60x30 cm.	23 5/8" x 11 5/8"	Nature	C228206051	100003504	G424


**CITY / Peldaño Técnico Esquina Derecha / Technical Step Tile Right Corner**

CITY	Area	Peld. Téc. Esq. Der.	60x30 cm.	23 5/8" x 11 5/8"	Polished	C228207001	100062244	G430
CITY	Area	Peld. Téc. Esq. Der.	60x30 cm.	23 5/8" x 11 5/8"	Nature	C228208001	100064082	G429
CITY	Cube	Peld. Téc. Esq. Der.	60x30 cm.	23 5/8" x 11 5/8"	Polished	C228207021	100002476	G430
CITY	Cube	Peld. Téc. Esq. Der.	60x30 cm.	23 5/8" x 11 5/8"	Nature	C222998131	100078260	G429
CITY	Graphic	Peld. Téc. Esq. Der.	60x30 cm.	23 5/8" x 11 5/8"	Polished	C228207031	100060073	G430
CITY	Graphic	Peld. Téc. Esq. Der.	60x30 cm.	23 5/8" x 11 5/8"	Nature	C228208031	100060076	G429
CITY	Scene	Peld. Téc. Esq. Der.	60x30 cm.	23 5/8" x 11 5/8"	Polished	C228207041	100060134	G430
CITY	Scene	Peld. Téc. Esq. Der.	60x30 cm.	23 5/8" x 11 5/8"	Nature	C228208041	100060156	G429
CITY	Studio	Peld. Téc. Esq. Der.	60x30 cm.	23 5/8" x 11 5/8"	Polished	C228207011	100060095	G430
CITY	Studio	Peld. Téc. Esq. Der.	60x30 cm.	23 5/8" x 11 5/8"	Nature	C228208011	100031934	G429
CITY	Zone	Peld. Téc. Esq. Der.	60x30 cm.	23 5/8" x 11 5/8"	Polished	C228207051	100008121	G430
CITY	Zone	Peld. Téc. Esq. Der.	60x30 cm.	23 5/8" x 11 5/8"	Nature	C228208051	100007877	G429


**CITY / Peldaño Técnico Esquina Izquierda / Technical Step Tile Left Corner**

CITY	Area	Peld. Téc. Esq. Izq.	60x30 cm.	23 5/8" x 11 5/8"	Polished	C228207501	100060542	G430
CITY	Area	Peld. Téc. Esq. Izq.	60x30 cm.	23 5/8" x 11 5/8"	Nature	C222998141	100078249	G429
CITY	Cube	Peld. Téc. Esq. Izq.	60x30 cm.	23 5/8" x 11 5/8"	Polished	C228207521	100002477	G430
CITY	Cube	Peld. Téc. Esq. Izq.	60x30 cm.	23 5/8" x 11 5/8"	Nature	C222998121	100078250	G429
CITY	Graphic	Peld. Téc. Esq. Izq.	60x30 cm.	23 5/8" x 11 5/8"	Polished	C228207531	100060061	G430
CITY	Graphic	Peld. Téc. Esq. Izq.	60x30 cm.	23 5/8" x 11 5/8"	Nature	C228208531	100060082	G429
CITY	Scene	Peld. Téc. Esq. Izq.	60x30 cm.	23 5/8" x 11 5/8"	Polished	C228207541	100060139	G430
CITY	Scene	Peld. Téc. Esq. Izq.	60x30 cm.	23 5/8" x 11 5/8"	Nature	C228208541	100060154	G429
CITY	Studio	Peld. Téc. Esq. Izq.	60x30 cm.	23 5/8" x 11 5/8"	Polished	C228207511	100060093	G430
CITY	Studio	Peld. Téc. Esq. Izq.	60x30 cm.	23 5/8" x 11 5/8"	Nature	C228208511	100031935	G429
CITY	Zone	Peld. Téc. Esq. Izq.	60x30 cm.	23 5/8" x 11 5/8"	Polished	C228207551	100060104	G430
CITY	Zone	Peld. Téc. Esq. Izq.	60x30 cm.	23 5/8" x 11 5/8"	Nature	C228208551	100007876	G429

Micro Polished 60x60 cm.

---



MICRO COLLECTION  
MICRO SPECIAL PIECES

---


**MICRO**





**MICRO BLACK**

Formato (cm.) Format (inches)	Espesor (mm.) Thickness (inches)	Acabado Finish	Código KEA KEA Code	Código SAP SAP Code
60x60 / 23 <sup>5/8</sup> "x23 <sup>5/8</sup> "	10 / 6/16"	Polished	C225952151	100083149 G457
60x30 / 23 <sup>5/8</sup> "x11 <sup>6/8</sup> "	10 / 6/16"	Polished	C222997941	100083180 G454
60x60 / 23 <sup>5/8</sup> "x23 <sup>5/8</sup> "	10,4 / 7/16"	Nature	C225952231	100083165 G455
60x30 / 23 <sup>5/8</sup> "x11 <sup>6/8</sup> "	10,4 / 7/16"	Nature	C222998001	100083164 G452



Polished

Nature R10A

**MICRO GREY**

Formato (cm.) Format (inches)	Espesor (mm.) Thickness (inches)	Acabado Finish	Código KEA KEA Code	Código SAP SAP Code
60x60 / 23 <sup>5/8</sup> "x23 <sup>5/8</sup> "	10 / 6/16"	Polished	C225952121	100083142 G453
60x30 / 23 <sup>5/8</sup> "x11 <sup>6/8</sup> "	10 / 6/16"	Polished	C222997951	100083182 G451
60x60 / 23 <sup>5/8</sup> "x23 <sup>5/8</sup> "	10,4 / 7/16"	Nature	C225952131	100083141 G452
60x30 / 23 <sup>5/8</sup> "x11 <sup>6/8</sup> "	10,4 / 7/16"	Nature	C222997991	100083169 G450



Polished

Nature R10A



**MICRO BEIGE**

Formato (cm.) Format (inches)	Espesor (mm.) Thickness (inches)	Acabado Finish	Código KEA KEA Code	Código SAP SAP Code
60x60 / 23 <sup>5</sup> / <sub>8</sub> "x23 <sup>5</sup> / <sub>8</sub> "	10 / 6/16"	Polished	C225952141	100083148 G453
60x30 / 23 <sup>5</sup> / <sub>8</sub> "x11 <sup>6</sup> / <sub>8</sub> "	10 / 6/16"	Polished	C222997961	100083179 G451
60x60 / 23 <sup>5</sup> / <sub>8</sub> "x23 <sup>5</sup> / <sub>8</sub> "	10,4 / 7/16"	Nature	C225952181	100083163 G452
60x30 / 23 <sup>5</sup> / <sub>8</sub> "x11 <sup>6</sup> / <sub>8</sub> "	10,4 / 7/16"	Nature	C222998021	100083162 G450




**MICRO**

Formato (cm.) Format (inches)	Espesor (mm.) Thickness (inches)	Acabado Finish	Código KEA KEA Code	Código SAP SAP Code
60x60 / 23 <sup>5</sup> / <sub>8</sub> "x23 <sup>5</sup> / <sub>8</sub> "	10 / 6/16"	Polished	C225952011	100078243 G453
60x30 / 23 <sup>5</sup> / <sub>8</sub> "x11 <sup>6</sup> / <sub>8</sub> "	10 / 6/16"	Polished	C222997801	100085936 G451
60x60 / 23 <sup>5</sup> / <sub>8</sub> "x23 <sup>5</sup> / <sub>8</sub> "	10,4 / 7/16"	Nature	C225952271	100085897 G452
60x30 / 23 <sup>5</sup> / <sub>8</sub> "x11 <sup>6</sup> / <sub>8</sub> "	10,4 / 7/16"	Nature	C222997861	100085896 G450



Polished

Nature R10A

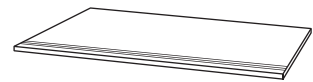


Polished

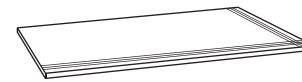
Nature R10A


**MICRO / Zócalo / Skirting Board**

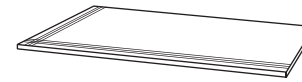
MICRO	Black	Zócalo	60x9 cm.	23 5/8" x 3 4/8"	Nature	C229011481	100084334	G406
MICRO	Black	Zócalo	60x9 cm.	23 5/8" x 3 4/8"	Polished	C229011421	100084335	G406
MICRO	Grey	Zócalo	60x9 cm.	23 5/8" x 3 4/8"	Nature	C229011441	100084336	G406
MICRO	Grey	Zócalo	60x9 cm.	23 5/8" x 3 4/8"	Polished	C229011461	100084337	G406
MICRO	Beige	Zócalo	60x9 cm.	23 5/8" x 3 4/8"	Polished	C229011411	100084333	G406
MICRO	Beige	Zócalo	60x9 cm.	23 5/8" x 3 4/8"	Nature	C229011451	100084348	G406
MICRO	Micro	Zócalo	60x9 cm.	23 5/8" x 3 4/8"	Nature	C229011491	100086055	G406
MICRO	Micro	Zócalo	60x9 cm.	23 5/8" x 3 4/8"	Polished	C229011501	100086057	G406


**MICRO / Huella / Step Tile**

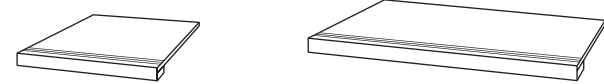
MICRO	Black	Huella	60x30 cm.	23 5/8" x 11 6/8"	Polished	C228219961	100084444	G414
MICRO	Black	Huella	60x30 cm.	23 5/8" x 11 6/8"	Nature	C228219851	100084460	G414
MICRO	Grey	Huella	60x30 cm.	23 5/8" x 11 6/8"	Polished	C228219941	100084445	G414
MICRO	Grey	Huella	60x30 cm.	23 5/8" x 11 6/8"	Nature	C228220041	100084462	G414
MICRO	Beige	Huella	60x30 cm.	23 5/8" x 11 6/8"	Polished	C228219951	100084443	G414
MICRO	Beige	Huella	60x30 cm.	23 5/8" x 11 6/8"	Nature	C228219931	100084458	G414
MICRO	Micro	Huella	60x30 cm.	23 5/8" x 11 6/8"	Polished	C228220241	100095130	G414
MICRO	Micro	Huella	60x30 cm.	23 5/8" x 11 6/8"	Nature	C228220251	100095131	G414


**MICRO / Huella Esquina Derecha / Step Tile Right Corner**

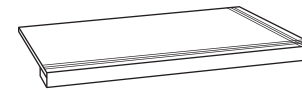
MICRO	Black	Huella Esq. Der.	60x30 cm.	23 5/8" x 11 6/8"	Polished	C228220051	100084472	G416
MICRO	Black	Huella Esq. Der.	60x30 cm.	23 5/8" x 11 6/8"	Nature	C228219891	100084488	G416
MICRO	Grey	Huella Esq. Der.	60x30 cm.	23 5/8" x 11 6/8"	Nature	C228219971	100084473	G416
MICRO	Grey	Huella Esq. Der.	60x30 cm.	23 5/8" x 11 6/8"	Polished	C228219991	100084474	G416
MICRO	Beige	Huella Esq. Der.	60x30 cm.	23 5/8" x 11 6/8"	Polished	C228220071	100084471	G416
MICRO	Beige	Huella Esq. Der.	60x30 cm.	23 5/8" x 11 6/8"	Nature	C228220011	100084487	G416
MICRO	Micro	Huella Esq. Der.	60x30 cm.	23 5/8" x 11 6/8"	Polished	C228220231	100095126	G416
MICRO	Micro	Huella Esq. Der.	60x30 cm.	23 5/8" x 11 6/8"	Nature	C228220201	100095127	G416


**MICRO / Huella Esquina Izquierda / Step Tile Left Corner**

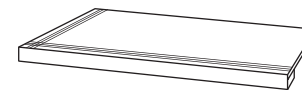
MICRO	Black	Huella Esq. Izq.	60x30 cm.	23 5/8" x 11 6/8"	Nature	C228220061	100084492	G416
MICRO	Black	Huella Esq. Izq.	60x30 cm.	23 5/8" x 11 6/8"	Polished	C228220081	100084493	G416
MICRO	Grey	Huella Esq. Izq.	60x30 cm.	23 5/8" x 11 6/8"	Nature	C228220021	100084494	G416
MICRO	Grey	Huella Esq. Izq.	60x30 cm.	23 5/8" x 11 6/8"	Polished	C228219981	100084495	G416
MICRO	Beige	Huella Esq. Izq.	60x30 cm.	23 5/8" x 11 6/8"	Nature	C228219861	100084490	G416
MICRO	Beige	Huella Esq. Izq.	60x30 cm.	23 5/8" x 11 6/8"	Polished	C228219881	100084491	G416
MICRO	Micro	Huella Esq. Izq.	60x30 cm.	23 5/8" x 11 6/8"	Polished	C228220211	100095128	G416
MICRO	Micro	Huella Esq. Izq.	60x30 cm.	23 5/8" x 11 6/8"	Nature	C228220221	100095129	G416


**MICRO / Peldaño Técnico / Technical Step Tile**

MICRO	Black	Peld. Téc.	60x30 cm.	23 5/8" x 11 6/8"	Nature	C228219751	100084342	G425
MICRO	Black	Peld. Téc.	60x30 cm.	23 5/8" x 11 6/8"	Polished	C228219661	100084343	G425
MICRO	Grey	Peld. Téc.	60x30 cm.	23 5/8" x 11 6/8"	Nature	C228219741	100084344	G425
MICRO	Grey	Peld. Téc.	60x30 cm.	23 5/8" x 11 6/8"	Polished	C228219801	100084345	G425
MICRO	Beige	Peld. Téc.	60x30 cm.	23 5/8" x 11 6/8"	Nature	C228219641	100084340	G425
MICRO	Beige	Peld. Téc.	60x30 cm.	23 5/8" x 11 6/8"	Polished	C228219811	100084341	G425
MICRO	Micro	Peld. Téc.	60x30 cm.	23 5/8" x 11 6/8"	Polished	C228220161	100095137	G425
MICRO	Micro	Peld. Téc.	60x30 cm.	23 5/8" x 11 6/8"	Nature	C228220181	100095138	G425


**MICRO / Peldaño Técnico Esquina Derecha / Technical Step Tile Right Corner**

MICRO	Black	Peld. Téc. Esq. Der.	60x30 cm.	23 5/8" x 11 6/8"	Nature	C228219841	100084352	G430
MICRO	Black	Peld. Téc. Esq. Der.	60x30 cm.	23 5/8" x 11 6/8"	Polished	C228219821	100084353	G430
MICRO	Grey	Peld. Téc. Esq. Der.	60x30 cm.	23 5/8" x 11 6/8"	Nature	C228219731	100084354	G430
MICRO	Grey	Peld. Téc. Esq. Der.	60x30 cm.	23 5/8" x 11 6/8"	Polished	C228219771	100084355	G430
MICRO	Beige	Peld. Téc. Esq. Der.	60x30 cm.	23 5/8" x 11 6/8"	Nature	C228219671	100084350	G430
MICRO	Beige	Peld. Téc. Esq. Der.	60x30 cm.	23 5/8" x 11 6/8"	Polished	C228219611	100084351	G430
MICRO	Micro	Peld. Téc. Esq. Der.	60x30 cm.	23 5/8" x 11 6/8"	Polished	C228220151	100095132	G430
MICRO	Micro	Peld. Téc. Esq. Der.	60x30 cm.	23 5/8" x 11 6/8"	Nature	C228220171	100095133	G430


**MICRO / Peldaño Técnico Esquina Izquierda / Technical Step Tile Left Corner**

MICRO	Black	Peld. Téc. Esq. Izq.	60x30 cm.	23 5/8" x 11 6/8"	Nature	C228219711	100084360	G430
MICRO	Black	Peld. Téc. Esq. Izq.	60x30 cm.	23 5/8" x 11 6/8"	Polished	C228219651	100084361	G430
MICRO	Grey	Peld. Téc. Esq. Izq.	60x30 cm.	23 5/8" x 11 6/8"	Nature	C228219721	100084362	G430
MICRO	Grey	Peld. Téc. Esq. Izq.	60x30 cm.	23 5/8" x 11 6/8"	Polished	C228219691	100084363	G430
MICRO	Beige	Peld. Téc. Esq. Izq.	60x30 cm.	23 5/8" x 11 6/8"	Nature	C228219701	100084358	G430
MICRO	Beige	Peld. Téc. Esq. Izq.	60x30 cm.	23 5/8" x 11 6/8"	Polished	C228219681	100084359	G430
MICRO	Micro	Peld. Téc. Esq. Izq.	60x30 cm.	23 5/8" x 11 6/8"	Polished	C228220141	100095134	G430
MICRO	Micro	Peld. Téc. Esq. Izq.	60x30 cm.	23 5/8" x 11 6/8"	Nature	C228220191	100095135	G430

Thais Grey Nature 40x40 cm.

---



THAIS COLLECTION  
THAIS SPECIAL PIECES

---

# THAIS





**THAIS BLACK**

Formato (cm.) Format (inches)	Espesor (mm.) Thickness (inches)	Acabado Finish	Código KEA KEA Code	Código SAP SAP Code
40x40 / 15 <sup>3/4</sup> "x15 <sup>3/4</sup> "	10,4 / 7/16"	Nature	C224404631	100119626 G452
40x40 / 15 <sup>3/4</sup> "x15 <sup>3/4</sup> "	10,4 / 7/16"	Nature R11A	C224404641	100119625 G452




**THAIS GREY**

Formato (cm.) Format (inches)	Espesor (mm.) Thickness (inches)	Acabado Finish	Código KEA KEA Code	Código SAP SAP Code
40x40 / 15 <sup>3/4</sup> "x15 <sup>3/4</sup> "	10,4 / 7/16"	Nature	C224404731	100121223 G450
40x40 / 15 <sup>3/4</sup> "x15 <sup>3/4</sup> "	10,4 / 7/16"	Nature R11A	C224404721	100121222 G450



Nature R10A

Nature R11A




Nature R10A

Nature R11A

**THAIS BEIGE**

Formato (cm.) Format (inches)	Espesor (mm.) Thickness (inches)	Acabado Finish	Código KEA KEA Code	Código SAP SAP Code
40x40 / 15 <sup>3</sup> / <sub>4</sub> "x15 <sup>3</sup> / <sub>4</sub> "	10,4 / 7/16"	Nature	C224404741	100121221 G450
40x40 / 15 <sup>3</sup> / <sub>4</sub> "x15 <sup>3</sup> / <sub>4</sub> "	10,4 / 7/16"	Nature R11A	C224404651	100120205 G450

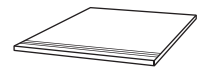


Nature R10A

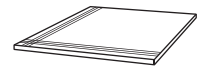
Nature R11A


**THAIS / Zócalo / Skirting Board**

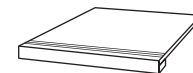
THAIS	Black	Zócalo	40x9 cm.	15 3/4" x 3 4/8"	Nature	C229102151	100103410	G401
THAIS	Grey	Zócalo	40x9 cm.	15 3/4" x 3 4/8"	Nature	C229102111	100102282	G401
THAIS	Beige	Zócalo	40x9 cm.	15 3/4" x 3 4/8"	Nature	C229102191	100103408	G401


**THAIS / Huella / Step Tile**

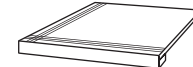
THAIS	Black	Huella	40x40 cm.	15 3/4" x 15 3/4"	Nature	C228308271	100103536	G413
THAIS	Black	Huella	40x40 cm.	15 3/4" x 15 3/4"	Nature R11A	C228308361	100103535	G413
THAIS	Grey	Huella	40x40 cm.	15 3/4" x 15 3/4"	Nature	C228308401	100103538	G413
THAIS	Grey	Huella	40x40 cm.	15 3/4" x 15 3/4"	Nature R11A	C228308291	100103537	G413
THAIS	Beige	Huella	40x40 cm.	15 3/4" x 15 3/4"	Nature	C228308391	100103540	G413
THAIS	Beige	Huella	40x40 cm.	15 3/4" x 15 3/4"	Nature R11A	C228308421	100103539	G413


**THAIS / Huella Esquina / Step Tile Corner**

THAIS	Black	Huella Esq.	40x40 cm.	15 3/4" x 15 3/4"	Nature	C228308251	100103417	G414
THAIS	Black	Huella Esq.	40x40 cm.	15 3/4" x 15 3/4"	Nature R11A	C228308371	100103416	G414
THAIS	Grey	Huella Esq.	40x40 cm.	15 3/4" x 15 3/4"	Nature	C228308381	100103419	G414
THAIS	Grey	Huella Esq.	40x40 cm.	15 3/4" x 15 3/4"	Nature R11A	C228308311	100103418	G414
THAIS	Beige	Huella Esq.	40x40 cm.	15 3/4" x 15 3/4"	Nature	C228308281	100103415	G414
THAIS	Beige	Huella Esq.	40x40 cm.	15 3/4" x 15 3/4"	Nature R11A	C228308341	100103414	G414


**THAIS / Peldaño Técnico / Technical Step Tile**

THAIS	Black	Peld. Téc.	40x40 cm.	15 3/4" x 15 3/4"	Nature	C228308221	100103404	G420
THAIS	Black	Peld. Téc.	40x40 cm.	15 3/4" x 15 3/4"	Nature R11A	C228308241	100103403	G420
THAIS	Grey	Peld. Téc.	40x40 cm.	15 3/4" x 15 3/4"	Nature	C228308231	100103406	G420
THAIS	Grey	Peld. Téc.	40x40 cm.	15 3/4" x 15 3/4"	Nature R11A	C228308261	100103405	G420
THAIS	Beige	Peld. Téc.	40x40 cm.	15 3/4" x 15 3/4"	Nature	C228308211	100103402	G420
THAIS	Beige	Peld. Téc.	40x40 cm.	15 3/4" x 15 3/4"	Nature R11A	C228308191	100103401	G420


**THAIS / Peldaño Técnico Esquina / Technical Step Tile Corner**

THAIS	Black	Peld. Téc. Esq.	40x40 cm.	15 3/4" x 15 3/4"	Nature	C228308351	100103400	G427
THAIS	Black	Peld. Téc. Esq.	40x40 cm.	15 3/4" x 15 3/4"	Nature R11A	C228308321	100103423	G427
THAIS	Grey	Peld. Téc. Esq.	40x40 cm.	15 3/4" x 15 3/4"	Nature	C228308301	100103425	G427
THAIS	Grey	Peld. Téc. Esq.	40x40 cm.	15 3/4" x 15 3/4"	Nature R11A	C228308411	100103424	G427
THAIS	Beige	Peld. Téc. Esq.	40x40 cm.	15 3/4" x 15 3/4"	Nature	C228308331	100103399	G427
THAIS	Beige	Peld. Téc. Esq.	40x40 cm.	15 3/4" x 15 3/4"	Nature R11A	C228308201	100103398	G427



Dublo Beige Texture R13C 60,3x60,3 cm.



DUBLO COLLECTION

**DUBLO**





**DUBLO GREY**



Formato (cm.) Format (inches)	Espesor (mm.) Thickness (inches)	Acabado Finish	Código KEA KEA Code	Código SAP SAP Code
60,3x60,3 / 23 <sup>6/8</sup> "x23 <sup>6/8</sup> "	20 / 6/8"	Texture	C225953751	100120575 G477



Texture R13C

**DUBLO BEIGE**

Formato (cm.) Format (inches)	Espesor (mm.) Thickness (inches)	Acabado Finish	Código KEA KEA Code	Código SAP SAP Code
60,3x60,3 / 23 <sup>6/8</sup> "x23 <sup>6/8</sup> "	20 / 6/8"	Texture	C225953761	100120642 G477



Texture R13C

## ¿QUÉ ES DUBLO? / WHAT IS DUBLO? QU'EST-CE QUE DUBLO ?

Dublo es el GRES PORCELÁNICO TÉCNICO desarrollado por URBATEK, con un espesor de pieza de 20 mm. Lo que le permite ser utilizado como STE (Suelo Técnico Elevado para Exteriores) y en las condiciones más desfavorables. Podríamos establecer una rápida comparativa entre los diferentes materiales dirigidos a pavimentar como STE en exterior.

*Dublo are THROUGH-BODY PORCELAIN TILES developed by URBATEK, with a thickness of 20 mm. This makes them suitable for use as exterior RAF (exterior raised access flooring), even in the most adverse of conditions. When DUBLO is compared with other flooring materials used as exterior RAF, it offers numerous benefits.*

*Dublo est un GRÈS PORCELAINÉ TECHNIQUE de 20 mm d'épaisseur développé par URBATEK. Le produit peut être utilisé comme PTS (Plancher Technique Surélevé pour l'extérieur) et dans les conditions les plus extrêmes. Par rapport à d'autres matériaux employés pour revêtir un PTS d'extérieur, le produit Dublo présente de nombreux avantages.*

- Es un material Resistente a las manchas, puesto que su absorción es prácticamente nula.
- Posee un acabado natural y permite una integración total con el resto de pavimentos del hogar.
- Es mucho más ligero que materiales como el hormigón. Un pieza de Dublo tiene un peso aproximado de 17,5 Kg, frente a los 63 Kg que puede tener una de Hormigón. Podrá Reducir costes de transporte y obtener una mayor rentabilidad en su mano de obra contratada.

- *Dublo is resistant to stains, since it has an almost nil water absorption rate.*
- *Dublo has a natural finish, and so it blends in perfectly with all the other flooring in the home.*
- *It is much lighter than concrete. A Dublo tile weighs approximately 17,5 kg, as opposed to the 63 kg that a concrete one weighs. It can therefore save on transport and labour costs.*

- *Son absorption pratiquement nulle en fait un matériau très résistant aux taches.*
- *Sa finition est naturelle et il s'intègre parfaitement parmi les autres revêtements de sol du logement.*
- *Il est beaucoup plus léger que des matériaux tels que le béton. Une pièce de Dublo pèse environ 17,5 Kg, contre les 63 Kg qu'une dalle en béton peut peser. Le produit permet ainsi de réduire les coûts de transport et de maximiser la rentabilité de la main d'œuvre.*
- *Vous trouverez plus d'informations, concernant cette série, dans le dossier technique suivant: [http://urbatek.com/files/Dossier\\_Technique\\_PTS\\_Ext.pdf](http://urbatek.com/files/Dossier_Technique_PTS_Ext.pdf)*

## INFORME DE ENSAYO / TEST REPORT / RAPPORT D'ESSAI


Para determinar el comportamiento frente a una carga estática sobre el material, se ha realizado un estudio por parte de ITC, recogido en el ensayo N° C132034 según el apartado 5.2.1 de la norma UNE EN 12825:2002. Obteniendo así, los siguientes datos:

*To determine the behaviour of Dublo when subject to a static load, a study was conducted by ITC in order to draw up a test report (No. C132034) as per section 5.2.1 of standard UNE EN 12825:2002. The following data was obtained:*

*Afin de déterminer le comportement du matériau sous l'effet d'une charge statique, une étude a été confiée à ITC en vue de la rédaction d'un rapport d'essai (n° 132034) conformément à la section 5.2.1 de la norme UNE EN 12825:2002. Les résultats suivants ont été obtenus :*

CARACTERÍSTICAS FEATURES CARACTÉRISTIQUES	VALOR OBTENIDO OBTAINED VALUE VALEUR OBTENUE	NORMA UNE-EN 12825:2002
Valor mínimo de la carga estática (kN) <i>Minimum value static charge</i> <i>Valeur minimum de la charge statique</i>	≥ 4	CLASE 1
Valor máximo flecha (mm.) <i>Maximum deflection value (mm.)</i> <i>Valeur maximale flèche (mm.)</i>	Coefficiente 2 <i>Coefficient 2</i> <i>Coefficient 2</i>  Coefficiente 3 <i>Coefficient 3</i> <i>Coefficient 3</i>	< 2,5   CLASE A   CLASE A

## COMPARATIVA TÉCNICA / TECHNICAL COMPARATIVE / COMPARAISON TECHNIQUE

	BALDOSA HORMIGÓN UNE-EN 1339:2004 Formato: 60x40x4,7	PORCELÁNICO 11MM. UNE-EN 14411:2007	DUBLO. PORCELÁNICO 20MM. UNE-EN 14411:2007
Resistencia a la flexión <i>Bending strength</i> <i>Résistance au poinçonnement statique</i>	Valor Test <i>Test Value</i> <i>Valeur Test</i>  <b>5,6 N / mm²</b>	Valor Norma <i>Norm Value</i> <i>Valeur Norme</i>  <b>Min. 35 N / mm²</b>	Valor Test <i>Test Value</i> <i>Valeur Test</i>  <b>42 N / mm²</b>
 Carga de rotura <i>Breaking strength</i> <i>Charge de rupture</i>	Valor Test <i>Test Value</i> <i>Valeur Test</i>  <b>8,8 kN</b> ~ 898 Kg	Valor Norma <i>Norm Value</i> <i>Valeur Norme</i>  <b>1,34 kN</b> ~ 136 Kg	Valor Test <i>Test Value</i> <i>Valeur Test</i>  <b>10,78 kN</b> ~ 1100 Kg
Fuerza de rotura <i>Breaking strength</i> <i>Charge de rupture</i>		Valor Norma <i>Norm Value</i> <i>Valeur Norme</i>  <b>Min. 1300 N = 1,3 kN</b> ~ 132 Kg	Valor Test <i>Test Value</i> <i>Valeur Test</i>  <b>10,4 kN</b> ~ 1060 Kg

## URBATEK

## VENTAJAS DEL STE PARA EXTERIORES / BENEFITS OF EXTERIOR RAF AVANTAGES DU PTS POUR L'EXTÉRIEUR

## butech.

El sistema de suelo técnico elevado para exteriores se crea para solucionar el problema estético que existe con las pendientes en las terrazas actuales. Con este sistema, se crea un pavimento totalmente plano, escondiendo las pendientes de drenaje debajo de él. Sus características más valoradas son:

*Exterior RAF systems were created to overcome the aesthetic problem of terraces on a slope. With this system, absolutely flat flooring can be achieved, concealing any drainage slopes underneath it. They offer the following prime advantages:*

*Le système de plancher technique surélevé pour l'extérieur a été développé afin de résoudre le problème esthétique qui se pose en raison des pentes des terrasses actuelles. Ce système permet de créer un revêtement de sol parfaitement plan qui dissimule les pentes d'évacuation des eaux qui se trouvent par-dessous celui-ci. Ses caractéristiques les plus appréciées sont les suivantes:*

- Permite colocaciones planas sobre suelos de albañilería con pendiente, corrigiendo desniveles de hasta un 2%.
- La cámara creada a partir de la elevación del pavimento, produce una ventilación constante que evita condensaciones y provoca un aislamiento térmico por recirculación del aire.
- Fácil acceso a la cámara (se aconseja poner una gota de p-404 (butech) donde apoyan los plots, excepto en 1 o 2 m2 alrededor del sumidero, para poder acceder a él)
- El plénum creado por la elevación del suelo sirve para reducir el ruido en la planta inferior.
- Rapidez de montaje, ya que colocaremos DUBLO y sus apoyos de manera conjunta.
- No apto para su instalación en escaleras al vuelo, pasarelas, etc.

- *Flat terrace flooring can be installed on masonry floors, offsetting slopes of up to 2%.*
- *The plenum that is created by raising the floor ensures constant ventilation, avoiding condensation and providing thermal insulation by re-circulating the air.*
- *Easy access to the plenum. (The pedestals should be secured with a drop of p-404 by Butech, except for those within a radius of 1 or 2m2 of the drain, so as to ensure access to it).*
- *The plenum that is created by raising the floor reduces the transmission of noise to the lower floor. The system is easy to assemble, since DUBLO and the support system are installed together.*
- *Not suitable for installation in raised staircases, walkways, etc..*

- *Il permet d'exécuter des revêtements plans sur des sols en maçonnerie en pente et de compenser des dénivelés allant jusqu'à 2 %.*
- *Le plénum créé en surélevant le revêtement de sol donne lieu à une ventilation constante qui élimine les phénomènes de condensation et favorise l'isolation thermique grâce à la circulation de l'air.*
- *Il permet d'accéder facilement au plénum (il est conseillé d'appliquer une goutte de produit p-404 (butech) à l'endroit sur lequel les plots s'appuient, à l'exception d'une zone de 1 ou 2 m2 autour de la bouche d'écoulement, de manière à pouvoir y accéder).*
- *Le plénum créé grâce à la surélévation du plancher permet de réduire le bruit à l'étage inférieur. Le système se monte rapidement, puisque le produit DUBLO et ses supports s'installent en même temps.*
- *Inapte pour être installée dans des escaliers en vol, passerelles, etc.*

## SOPORTES / PEDESTALS / SUPPORTS

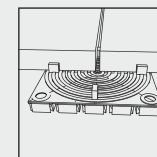
Gracias a su espesor de 20 mm. La colección DUBLO es apta para su colocación como Suelo Técnico Elevado (STE). Para ello, la empresa butech, cuenta con una gran variedad de soluciones técnicas. Estos plots, fabricados en material plástico resistente a la intemperie, son el soporte sobre el que descansa la loseta de STE, determinan la altura del sistema y, a su vez, la anchura de la junta de colocación entre losetas. Se recomienda la instalación del STE con un mínimo de 5 plots/baldosa y una altura máxima de plot no superior a 100mm. Evitando siempre, la exposición de la baldosa a zonas de impacto con objetos no deformables.

*Thanks to its 20mm-thick tiles, the DUBLO collection is suitable for use as exterior raised access flooring (exterior RAF). With this in mind, Butech offers a wide variety of technical solutions. These pedestals are made of weather-resistant plastic. They are the support on which the RAF tiles are laid. They determine the height of the system and width of the joint between the tiles.*

*Les 20 mm d'épaisseur de DUBLO en font un produit totalement indiqué pour revêtir les Planchers Techniques Surélevés (PTS). La société butech propose pour ce faire une grande variété de solutions techniques. Fabriqués dans une matière plastique résistante aux intempéries, les plots constituent le support sur lequel les dalles de PTS reposent et permettent de régler la hauteur du système, de même que la largeur du joint de pose entre les dalles. L'installation de la PTS est conseillé avec un minimum de 5 plots/carreau pour une hauteur maximale de plot pas supérieure à 100mm. Évitant toujours, que le carreau soit exposée à des zones d'impact avec objets non déformables.*

*We recommend to install the RAF with minimum of 5 plots/tile and a maximum height of the pedestals not exceeding 100mm. Always avoiding the exposure of the tile to impact areas with undeformable objects.*

### BASICPLOT

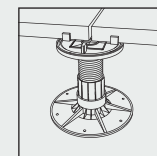


Se trata del modelo más sencillo de Butech, no regulable, con un tamaño de 100x100 mm y disponible en dos alturas (10mm y 15mm). Sin embargo es capaz de soportar aproximadamente 8000kg por unidad.

*This is Butech's simplest model. Its height cannot be regulated. It measures 100x100mm and comes in a choice of two heights (10mm and 15mm). Each pedestal can withstand a weight of approximately 8000 kg.*

*Il s'agit du modèle le plus simple de Butech, non réglable, de dimensions 100x100 mm et disponible en deux hauteurs (10 mm et 15 mm). Bien que très simple, chaque unité de ce modèle est capable de supporter environ 8000 kg de charge.*

### NORMALPLOT

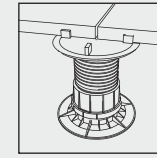


Este modelo regulable con una base de 150mm de diámetro y un cabezal superior de 92mm, es capaz de corregir pendientes de hasta el 2% con una altura entre 50mm y 100mm soportando 1000kg por unidad.

*This model can be adjusted in height. With a 150mm-diameter base and head of over 92 mm, it can be used to offset slopes of up to 2%. Each pedestal, which ranges in height from 50 mm to 100 mm, can withstand a weight of up to 1000 kg.*

*Ce modèle réglable en hauteur possède une base de 150 mm de diamètre et une tête supérieur de 92 mm ; il permet de compenser des pentes allant jusqu'à 2 % et sa hauteur est comprise entre 50 mm et 100 mm ; chaque unité supporte 1000 kg de charge.*

### ULTRAPLOT



También regulable, con una base de 140mm, un cabezal de 160mm y una altura entre 65mm y 100 mm que permite corregir pendientes de hasta el 2%, soportando aproximadamente 1200kg por unidad.

*This pedestal is also adjustable in height, with a 140mm base and 160mm head. With a height that can vary from 65 mm to 100 mm, it can offset slopes of up to 2% and each pedestal can withstand a maximum weight of 1200 kg.*

*Également réglable en hauteur, ce modèle possède une base de 140 mm et une tête de 160 mm, sa hauteur est comprise entre 65 mm et 100 mm, il permet de compenser des pentes de jusqu'à 2 % et supporte environ 1200 kg par unité.*




Meridian Negro 30x30 cm.




MERIDIAN COLLECTION  
MERIDIAN SPECIAL PIECES

**MERIDIAN**



**MERIDIAN NEGRO**

Formato (cm.) Format (inches)	Espesor (mm.) Thickness (inches)	Acabado Finish	Código KEA KEA Code	Código SAP SAP Code
30x30 / 11 <sup>6</sup> / <sub>8</sub> "x11 <sup>6</sup> / <sub>8</sub> "	8 / 5/16"	Nature	C223022681	100073447 G464
30x30 / 11 <sup>6</sup> / <sub>8</sub> "x11 <sup>6</sup> / <sub>8</sub> "	12 / 8/16"	Nature	C223022631	100073448 G451



Nature R10A

**MERIDIAN GRIS**

Formato (cm.) Format (inches)	Espesor (mm.) Thickness (inches)	Acabado Finish	Código KEA KEA Code	Código SAP SAP Code
30x30 / 11 <sup>6</sup> / <sub>8</sub> "x11 <sup>6</sup> / <sub>8</sub> "	8 / 5/16"	Nature	C223022661	100073445 G463
30x30 / 11 <sup>6</sup> / <sub>8</sub> "x11 <sup>6</sup> / <sub>8</sub> "	12 / 8/16"	Nature	C223022671	100073446 G450



Nature R10A



**MERIDIAN BEIGE**

Formato (cm.) Format (inches)	Espesor (mm.) Thickness (inches)	Acabado Finish	Código KEA KEA Code	Código SAP SAP Code
30x30 / 11 <sup>6</sup> / <sub>8</sub> "x11 <sup>6</sup> / <sub>8</sub> "	8 / 5/16"	Nature	C223022701	100073441 G463
30x30 / 11 <sup>6</sup> / <sub>8</sub> "x11 <sup>6</sup> / <sub>8</sub> "	12 / 8/16"	Nature	C223022691	100073442 G450



Nature R10A

**MERIDIAN BLANCO**

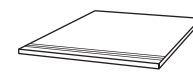
Formato (cm.) Format (inches)	Espesor (mm.) Thickness (inches)	Acabado Finish	Código KEA KEA Code	Código SAP SAP Code
30x30 / 11 <sup>6</sup> / <sub>8</sub> "x11 <sup>6</sup> / <sub>8</sub> "	8 / 5/16"	Nature	C223022651	100073443 G463
30x30 / 11 <sup>6</sup> / <sub>8</sub> "x11 <sup>6</sup> / <sub>8</sub> "	12 / 8/16"	Nature	C223022641	100073444 G450



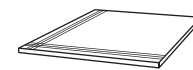
Nature R10A


**MERIDIAN / Zócalo / Skirting Board**

MERIDIAN	<i>Beige</i>	Zócalo	30x9 cm.	11 <sup>6</sup> / <sub>8</sub> " x 3 <sup>4</sup> / <sub>8</sub> "	Nature	C229211861	100081553	G401
MERIDIAN	<i>Blanco</i>	Zócalo	30x9 cm.	11 <sup>6</sup> / <sub>8</sub> " x 3 <sup>4</sup> / <sub>8</sub> "	Nature	C229211851	100081554	G401
MERIDIAN	<i>Gris</i>	Zócalo	30x9 cm.	11 <sup>6</sup> / <sub>8</sub> " x 3 <sup>4</sup> / <sub>8</sub> "	Nature	C229211871	100081555	G401
MERIDIAN	<i>Negro</i>	Zócalo	30x9 cm.	11 <sup>6</sup> / <sub>8</sub> " x 3 <sup>4</sup> / <sub>8</sub> "	Nature	C229211881	100081556	G401


**MERIDIAN / Huella / Step Tile**

MERIDIAN	<i>Beige</i>	Huella	30x30 cm.	11 <sup>6</sup> / <sub>8</sub> " x 11 <sup>6</sup> / <sub>8</sub> "	Nature	C228117641	100081548	G407
MERIDIAN	<i>Gris</i>	Huella	30x30 cm.	11 <sup>6</sup> / <sub>8</sub> " x 11 <sup>6</sup> / <sub>8</sub> "	Nature	C228117621	100081549	G407
MERIDIAN	<i>Negro</i>	Huella	30x30 cm.	11 <sup>6</sup> / <sub>8</sub> " x 11 <sup>6</sup> / <sub>8</sub> "	Nature	C228117611	100081550	G407
MERIDIAN	<i>Blanco</i>	Huella	30x30 cm.	11 <sup>6</sup> / <sub>8</sub> " x 11 <sup>6</sup> / <sub>8</sub> "	Nature	C228117671	100081552	G407


**MERIDIAN / Huella Esquina / Step Tile Corner**

MERIDIAN	<i>Beige</i>	Huella Esq.	30x30 cm.	11 <sup>6</sup> / <sub>8</sub> " x 11 <sup>6</sup> / <sub>8</sub> "	Nature	C228117661	100081544	G411
MERIDIAN	<i>Blanco</i>	Huella Esq.	30x30 cm.	11 <sup>6</sup> / <sub>8</sub> " x 11 <sup>6</sup> / <sub>8</sub> "	Nature	C228117651	100081545	G411
MERIDIAN	<i>Gris</i>	Huella Esq.	30x30 cm.	11 <sup>6</sup> / <sub>8</sub> " x 11 <sup>6</sup> / <sub>8</sub> "	Nature	C228117681	100081546	G411
MERIDIAN	<i>Negro</i>	Huella Esq.	30x30 cm.	11 <sup>6</sup> / <sub>8</sub> " x 11 <sup>6</sup> / <sub>8</sub> "	Nature	C228117631	100081547	G411

Croma Blanco 5x5 cm.



CROMA COLLECTION

**CROMA**

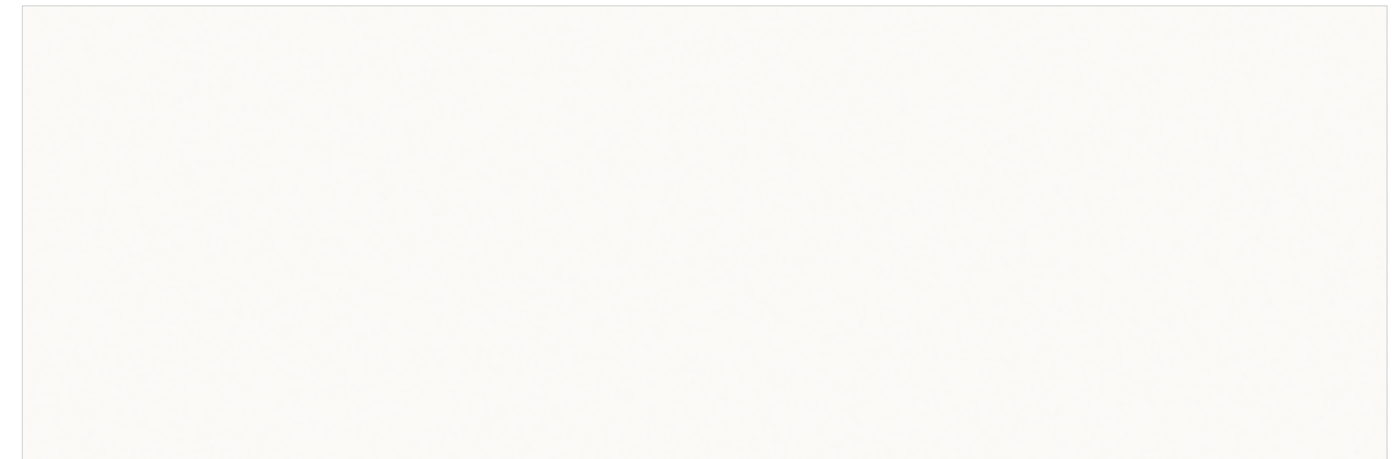




**CROMA BLANCO**

Formato (cm.)	Espesor (mm.)	Acabado	Código KEA	Código SAP
Format (inches)	Thickness (inches)	Finish	KEA Code	SAP Code
10x10* / 4"x4"	6 / 4/16"	Matt Glazed	C604600161	100030438 G643

\*Emallado 30x30 cm. - \*Meshed 11<sup>5/8</sup>"x11<sup>5/8</sup>"



Matt Glazed

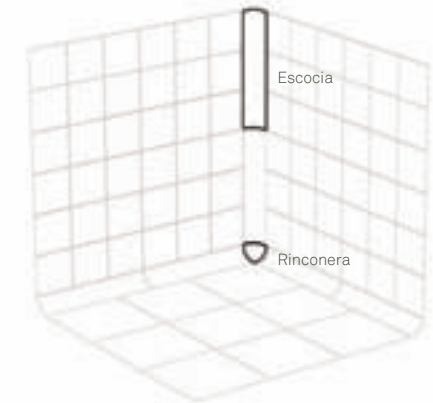

**ESCOCIA CROMA BLANCO**

Formato (cm.)	Espesor (mm.)	Acabado	Código KEA	Código SAP
Format (inches)	Thickness (inches)	Finish	KEA Code	SAP Code
3x20 / 1"x8"	-	Matt Glazed	C260300271	100047538 G605



**RINCONERA CROMA BLANCO**

Formato (cm.)	Espesor (mm.)	Acabado	Código KEA	Código SAP
Format (inches)	Thickness (inches)	Finish	KEA Code	SAP Code
3x3 / 1"x1"	-	Matt Glazed	C600600011	100030499 G611



Matt Glazed

Arco Beige 10x10 cm.  
Arco Gris 20x20 cm.

Rondo Beige 20x20 cm.

---



---

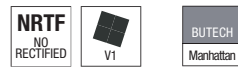
ARCO COLLECTION

**ARCO**



**ARCO GRIS**

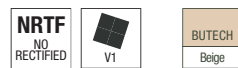
Formato (cm.) Format (inches)	Espesor (mm.) Thickness (inches)	Acabado Finish	Código KEA KEA Code	Código SAP SAP Code
20x20 / 8"x8"	8 / 5/16"	Nature	C602400011	100030532 G628



**ARCO BEIGE**

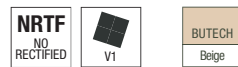
Formato (cm.) Format (inches)	Espesor (mm.) Thickness (inches)	Acabado Finish	Código KEA KEA Code	Código SAP SAP Code
20x20 / 8"x8"	8 / 5/16"	Nature	C602400031	100030529 G628
10x10* / 4"x4"	6 / 4/16"	Nature	C604600061	100030525 G643

\*Emallado 30x30 cm. - \*Meshed 11<sup>5</sup>/<sub>8</sub>"x11<sup>5</sup>/<sub>8</sub>"



**RONDO BEIGE**

Formato (cm.) Format (inches)	Espesor (mm.) Thickness (inches)	Acabado Finish	Código KEA KEA Code	Código SAP SAP Code
20x20 / 8"x8"	8 / 5/16"	Rondo	C602400051	100030534 G680



Nature R10A



Nature 20x20 R10A  
Nature 10x10 R10B

Rondo R10B



**ESCOCIA ARCO BEIGE**

Formato (cm.) Format (inches)	Espesor (mm.) Thickness (inches)	Acabado Finish	Código KEA KEA Code	Código SAP SAP Code
20x5 / 8"x2"	-	Nature	C550703221	100047373 G611
5x5 / 2"x2"	-	Nature	C601000111	100030577 G611

**RINCONERA ARCO BEIGE**

Formato (cm.) Format (inches)	Espesor (mm.) Thickness (inches)	Acabado Finish	Código KEA KEA Code	Código SAP SAP Code
5x5 / 2"x2"	-	Nature	C601000021	100030601 G603

**ZÓCALO SANITARIO ARCO BEIGE**

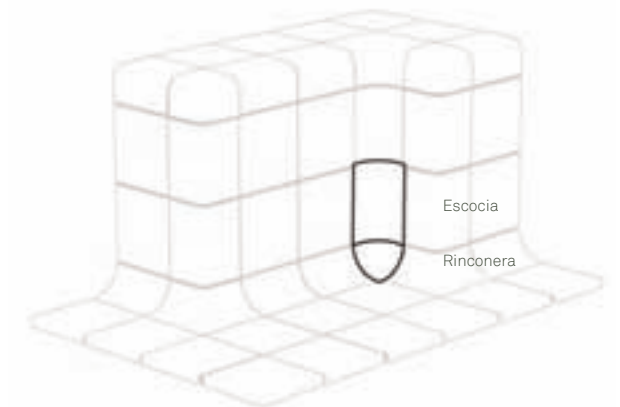
Formato (cm.) Format (inches)	Espesor (mm.) Thickness (inches)	Acabado Finish	Código KEA KEA Code	Código SAP SAP Code
20x10 / 8"x4"	-	Nature	C600100001	100030538 G655

**ESQUINA ZÓCALO SANITARIO INTERIOR ARCO BEIGE**

Formato (cm.) Format (inches)	Espesor (mm.) Thickness (inches)	Acabado Finish	Código KEA KEA Code	Código SAP SAP Code
10x3 / 4"x1"	-	Nature	C600800001	100030539 G604

**ESQUINA ZÓCALO SANITARIO EXTERIOR ARCO BEIGE**

Formato (cm.) Format (inches)	Espesor (mm.) Thickness (inches)	Acabado Finish	Código KEA KEA Code	Código SAP SAP Code
10x3 / 4"x1"	-	Nature	C600800011	100030540 G604




Nature




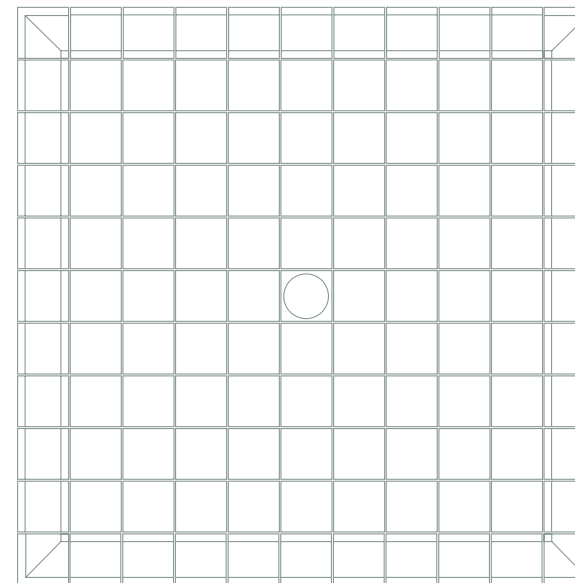
Nature

**BORDE DUCHA ARCO BEIGE**

Formato (cm.) Format (inches)	Espesor (mm.) Thickness (inches)	Acabado Finish	Código KEA KEA Code	Código SAP SAP Code	
10x10 / 4"x4"	-	Nature	C604600011	100030535 G610	

**BORDE DUCHA INTERIOR ARCO BEIGE**

Formato (cm.) Format (inches)	Espesor (mm.) Thickness (inches)	Acabado Finish	Código KEA KEA Code	Código SAP SAP Code	
10x10 / 4"x4"	-	Nature	C604600021	100030536 G609	



**ESTRUCTURA DE DUCHAS  
TILED SHOWER FLOOR**



Borde ducha 10x10 / 4"x4"



Borde ducha interior 10x10 / 4"x4"




Base 10x10 / 4"x4"



Desagüe Waste pipe

PRE-CUT / GESCHLITZT / RAINURES  
RANURADO / ДОПОЛНИТЕЛЬНЫЕ ПРОПИЛЫ

# RANURADO



Ranurado City Area Nature 60x30 cm.

## RANURADO

La mayoría de las colecciones en formato 60x30cm. pueden ser ranuradas a petición de nuestros clientes. Este tratamiento confiere a la pieza unos preincisos adicionales, que llevarán al material a ofrecer una resistencia al deslizamiento (SRV) adecuada para sus proyectos, o un decorado especial en revestimientos y pavimentos que vestirá cualquier estancia de la manera más elegante. Consulte con su agente comercial para conocer las diferentes opciones y tarificación del producto.

## PRE-CUT

The majority of the collections available in 60x30cm. sizes can be specially pre-cut per request by our customers. This treatment offers additional grooves to the piece which confers slip resistance or SRV (Slip Resistance Value) to the material making it adequate for your projects or providing a special decoration to wall and floor tiles which elegantly enhances any space. Please consult with your local sales representative in order to find out about the different options and prices for these products.

## GESCHLITZT

Die meisten von unsere Serien in 60X30cm Formate, Können nach Anfrage von Kunden Geschlitzt werden, diese Behandlung verleiht die teile Schlitze auf die Oberflächen, so erhalten wir eine höhere Rutschfestigkeit die sehr geeignet für Projekte sind oder einfach nur als Dekoration für Wand oder Bodenfliesen, die den Raumen eine Elegante form verleihen. Für weitere infos fragen Sie einfach Ihr Handelsvertreter, Der kennt die verschiedene Möglichkeiten.

## RAINURES

Une majorité de collections en format 60x30cm. peuvent être rainurées à la demande de nos clients. Ce traitement de la pièce donne des cannelures additionnelles qui confère au matériau une résistance à la glissance (RG ou SRV) adéquate pour vos projets ou décoration spéciale sur faïences et sols pour enjoliver l'espace. Contactez votre délégué commercial de zone pour connaître les différentes options possibles et les tarifs des produits.

## RANURADO

La maggior parte delle collezioni in formato 60x30 può essere incisa su richiesta dei nostri clienti. Questo trattamento conferisce al pezzo una preincisione extra che porterà il materiale ad offrire una resistenza allo scivolamento (SRV) adeguata per ogni progetto o una decorazione speciale per rivestimenti e per pavimenti che vestirà ogni stanza nella maniera più elegante. Chiedi al tuo agente per conoscere le diverse opzioni ed i prezzi del prodotto.

## ДОПОЛНИТЕЛЬНЫЕ ПРОПИЛЫ

Большинство коллекций в формате 60x30cm могут быть выполнены с дополнительно нанесенными пропилами по желанию наших клиентов. Это придает продукту дополнительное сопротивление при скольжении (SRV) и специальную элегантность и украшение для любого типа настенной или напольной поверхности. Пожалуйста, проконсультируйтесь у Вашего торгового агента относительно различных типов изделий и цен на них.



RAF & CLI-KER / DOPPELBODEN & CLI-KER / PTS & CLI-KER  
PTS & CLI-KER / ФАЛЬШПОЛ & CLI-KER

## STE & CLI-KER



## butech®

### SUELO PARA COLOCACIÓN EN SECO

El suelo técnico elevado es un sistema que surge de la necesidad de ocultar el gran número de instalaciones que se dan en zonas de trabajo, salas técnicas y otros lugares donde existe una gran densidad de cableado, tuberías y conducciones de diverso tipo.

El sistema Cli-Ker, es un sistema innovador y exclusivo de colocación de baldosas totalmente en seco. Un sistema cuyas principales ventajas consisten en una colocación instantánea y limpia, sin cementos, sin rejuntado ni escombros.

### DRY INSTALLATION FLOOR

Raised access flooring (RAF) was created in response to the need to hide large volumes of cables, pipework, tubing, etc. that are typically found in offices, technical rooms, and other locations.

Cli-Ker is an innovative, exclusive dry tile-laying system whose main benefits reside in the fact that tiles can be swiftly and cleanly laid, with no cement, no need to grout the joints, and no waste rubble.

### BODEN FÜR TROCKENE VERLEGUNG

Angehobene technische Boden sind entstanden um die vielen Installationmöglichkeiten zu vergerben in Arbeitsbereiche, technische Räume und andere Orte wo es notwendig wäre, an diese Stellen wo es eine hohe Dichte an Rohren, Leitungen und Kabel entsetehen.

Cli-ker ist ein innovaitves und einzigartiges Fliesenverlegensystem vollig trocken. Ein System, dessen Hauptvorteile sind eine saubere und sofortige Verlegung ganz ohne Mörtel, Fugen oder Schmutz Reste.

### INSTALLATION A SEC

Le plancher technique surélevé est un système qui a fait son apparition pour répondre au besoin de dissimuler le nombre sans cesse croissant d'installations de câblage, de tuyauteries et de conduits en tout genre des espaces de travail, des locaux techniques et autres endroits où ces installations sont nécessaires.

Le système cli-Ker est un système innovant et exclusif de pose de carreaux céramiques totalement à sec. Les principaux avantages de ce système résident dans une méthode de pose immédiate et propre, sans mortiers, sans jointoiement et sans déblais.

### PAVIMENTO PER POSA IN OPERA A SECCO

Il pavimento tecnico sopraelevato è un sistema nato dall'esigenza di celare il gran numero di impianti necessari nelle zone di lavoro, nelle strutture tecniche e in altri siti in cui è presente un gran numero di cablaggi, di tubazioni e di condutture di ogni tipo.

Il sistema cli-Ker è un sistema innovativo ed esclusivo di posa di piastrelle completamente a secco. Un sistema i cui vantaggi principali sono la posa istantanea e pulita, senza adesivi cementizi, senza sigillatura dei giunti, né presenza di macerie.

### ПОЛ ДЛЯ СУХОЙ УКЛАДКИ

Фальшпол – это система, которая возникла в результате необходимости скрыть большое количество установок, присутствующих на рабочих участках, в технических помещениях и других местах, насыщенных кабелями, трубами и проводящими путями различных типов.

Cli-Ker – это эксклюзивная новаторская система укладки плиток совершенно сухим способом. Основное преимущество этой системы состоит в том, что укладка является моментальной и чистой, без использования цемента и заполнения швов, при этом не образуется строительный мусор.

## PROYECTOS REALIZADOS



Town White Polished 60x30 cm.

### PROYECTOS

Son miles de proyectos los realizados por Urbatek en los últimos años: Fachadas ventiladas y pegadas, suelos técnicos elevados, centros comerciales, hoteles, franquicias, concesionarios de automóviles y los proyectos más singulares en el diseño home. Son cientos los arquitectos, diseñadores e interioristas que han confiado y confían en la experiencia de Urbatek para garantizar un acabado único y de gran calidad a sus proyectos. Aquí les mostramos algunos de ellos.

### PROJECTS

There have been thousands of projects completed by Urbatek in the last few years encompassing ventilated and bonded facades, elevated technical flooring, commercial shopping centers and malls, hotels, franchises, automobile dealerships, as well as the most unique high-end home design. Hundreds of architects and interior designers have confided in Urbatek's experience in the creation of high quality, unique finishes for their projects. Here are a few of them.

### PROJEKTE

Es sind Tausende von Projekte die in den letzten Jahren mit Urbatek durchgeführt wurden: Hinterlüftete und geklebte Fassaden, Doppelböden, Einkaufszentren, Hotels, Franchises, Autohäuser und die einzigartigsten Projekte im Home Design. Es sind Hunderte von Architekten, Designern und Innenaustatter die bisher an die Erfahrung von Urbatek vertrauen und in Zukunft weiterhin vertrauen werden, um sich so eine einzigartige und hochwertige Verarbeitung in Projekte zu garantieren. Wir zeigen Ihnen hier einige ausgewählte.

### PROJETS

Plusieurs de projets ont été réalisés avec Urbatek ces dernières années: façades ventilées et collées, centres commerciaux, hôtels, franchises, concessions automobiles et aussi les projets les plus singuliers avec le concept home. De la même façon centaines d'architectes et décorateurs ont confié et confient son expérience à Urbatek pour garantir une grande qualité et finition sur ses projets. A continuation vous trouverez quelques uns.

### PROGETTI

Migliaia di progetti sono realizzati da Urbatek negli ultimi anni: facciate ventilate e incollate, pavimenti sopraelevati tecnici, centri commerciali, alberghi, franchising, concessionarie auto ed i progetti più singolare nel design per la casa. Ci sono centinaia di architetti e interior designer che si sono fidati e ancora hanno fiducia nella esperienza Urbatek per assicurare una finitura unica e di alta qualità per i propri progetti. Qui vi mostriamo alcuni di loro.

### ПРОЕКТЫ

За последние годы компанией Urbatek были осуществлены тысячи проектов. В их число вошли фасады (вентилируемые и с облицовкой на цементно-клеевом растворе) и фальшполы, торговые центры и отели для франчайзинговых компаний, автомобильных дилеров и других клиентов, а также более индивидуализированные проекты дизайна интерьеров в частных жилых домах. Сотни архитекторов, дизайнеров и специалистов по оформлению интерьеров доверяют опыту Urbatek, который позволяет гарантировать их проектам уникальную и высококачественную отделку. Приводим здесь примеры таких проектов.



Town White Polished 60x60 cm.



Proyecto Home. EEUU.  
Home Project. USA.




City Graphic Nature 60x60 cm.



Edificio de Oficinas. Reino Unido.  
Office Building. United Kingdom.



Avenue Black Texture 60x60 cm.



Hotel Amanyara. Caribe.  
Amanyara Hotel. Caribbean.



Town Cosmos Polished 60x60 cm.



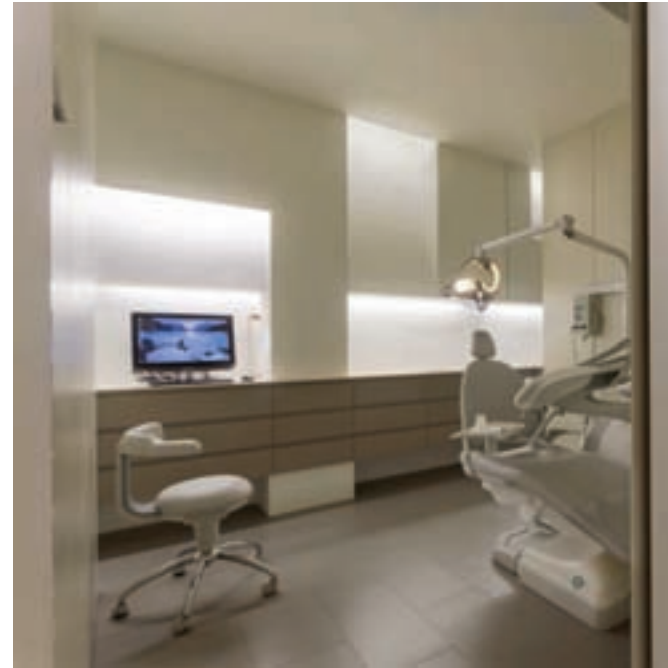
Hotel Abba. Reino Unido.  
Abba Hotel. United Kingdom.





Avenue Grey Nature 60x60 cm.  
Neo Grey Nature 60x30 cm.

**Clínica dental Identity. España.**  
Dental clinic Identity. Spain



Town White Nature 60x30 cm.

**Edificio público. España.**  
Public Build. Spain.





City Studio Polished 60x60 cm.

**Concesionario BMW. España.**  
BMW Dealer. Spain.

Tribeca Beige Polished 80x40 cm.

**Edificio público. España.**  
Public Build. Spain.





TECHNICAL INFORMATION / TECHNISCHE INFORMATIONEN  
 INFORMATION TECHNIQUE / INFORMAZIONE TECNICA  
 ТЕХНИЧЕСКАЯ ИНФОРМАЦИЯ

# INFORMACIÓN TÉCNICA



Yazz Grey Pickled Nature 60x30 cm.

## INFORMACIÓN TÉCNICA

A continuación le ofrecemos toda aquella información técnica que pueda resultarle útil a la hora de seleccionar, configurar y manipular los materiales elegidos para su proyecto. Es especialmente aconsejable leer detenidamente el espacio referente a las instrucciones de colocación para realizar una correcta manipulación del producto. Si después de seguir estas recomendaciones tiene alguna duda, consulte con su proveedor oficial.

## TECHNICAL INFORMATION

Outlined below are all the necessary technical details to help you choose, mix and match, and handle the materials for your project. We strongly advise you to read the section with tile-laying instructions carefully in order to ensure the tiles' proper use. Should you have an enquiry of any kind, after reading these recommendations, please contact your official supplier.

## TECHNISCHE INFORMATIONEN

Im folgenden Absätze sind all die technische Informationen die nützlich sind um die Materialien für Ihre Objekte zu wählen, gestalten und behandeln. Es ist besonders empfehlenswert, die Texte mit der Verlege Anweisungen gründlich zu lesen so dass man eine richtige Behandlung an die Produkte verwirklichen kann. Wenn sie noch Bedenken nach diese Anweisungen haben, rufen sie Ihre offizieller Händler an.

## INFORMATION TECHNIQUE

Par la suite nous vous offrons toute l'information technique importante au moment de sélectionner, créer et manipuler les matériaux choisis pour vos projets. C'est spécialement conseillé lire très attentivement l'espace les instructions de pose pour réaliser une correcte utilisation du produit. Si suite à ces indications vous avez encore quelque doute, n'hésitez pas à consulter son fournisseur officiel.

## INFORMAZIONE TECNICA

A continuazione li offriamo tutta quella informazione tecnica che può essere di utilità per selezionare, configurare e manipolare i prodotti seletti per il suo progetto. Si consiglia specialmente leggere il testo che se rifere a le istruzioni di collocamento con il fine di realizzare una manipolazione corretta dil prodotto. Se dopo seguire queste raccomandazione ancora ha qualche dubbio, puo consultare il suo fornitor ufficiale.

## ТЕХНИЧЕСКАЯ ИНФОРМАЦИЯ

Ниже приводится вся техническая информация, которая может оказаться вам полезной при отборе и конфигурации материалов, выбранных вами для проекта, а также при работе с ними. Рекомендуем особенно внимательно прочитать раздел, касающийся инструкций по укладке, чтобы правильно обращаться с соответствующими изделиями. Если после выполнения этих рекомендаций у вас возникнут какие-либо сомнения, проконсультируйтесь со своим официальным поставщиком.

## URBATEK COLLECTION PACKAGING

Referencia Reference	Formato Format	Acabado Finish	X Caja X Box			X Palet X Pallet			Material De Colocación Fixing Material	
			Piezas Pieces	M2	Kg	Cajas Boxes	M2	Kg	Adhesivo Adhesive	Junta Grout
Base	120X10	Nature	9	1,08	27,5	42	45,4	1.155	fr-one	colorstuk
Base	120X10	Polished	9	1,08	25,4	42	45,4	1.067	fr-one	colorstuk
Base	120X15	Nature	4	0,72	17,2	64	46,08	1.101	fr-one	colorstuk
Base	120X15	Polished	4	0,72	16,8	64	46,08	1.075	fr-one	colorstuk
Base	120X20	Nature	4	0,96	25,06	45	43,2	1.128	fr-one	colorstuk
Base	120X20	Polished	4	0,96	22,4	45	43,2	1.008	fr-one	colorstuk
Base	120X30	Nature	3	1,08	25,5	40	43,2	1.020	fr-one	colorstuk
Base	120X30	Polished	3	1,08	25,2	40	43,2	1.008	fr-one	colorstuk
Base	120X40	Nature	2	0,96	25,06	28	26,88	702	fr-one	colorstuk
Base	120X40	Polished	2	0,96	22,4	28	26,88	627	fr-one	colorstuk
Base	120X60	Nature	2	1,44	37,6	28	40,32	1.053	fr-one	colorstuk
Base	120X60	Polished	2	1,44	33,6	28	40,32	941	fr-one	colorstuk
Base	15X15	Nature	40	0,9	20,8	50	45	1.040	fr-one	colorstuk
Base	30X30	Nature	11	0,99	25	48	47,52	1.200	fr-one	colorstuk
Base	30X30	Espesorado 12 mm.	10	0,9	24,2	40	36	968	fr-one	colorstuk
Base	30X30	Espesorado 8 mm.	15	1,35	25,5	40	54	1.020	fr-one	colorstuk
Base	30X30	Polished	11	0,99	21,5	48	47,52	1.032	fr-one	colorstuk
Base	30X60	Nature	5	0,9	22,5	48	43,2	1.080	fr-one	colorstuk
Base	30X60	Polished	5	0,9	19,5	48	43,2	936	fr-one	colorstuk
Base	40X40	Nature	6	0,96	24,3	60	57,6	1.458	fr-one	colorstuk
Base	40X40	Polished	6	0,96	23,11	64	61,44	1.479	fr-one	colorstuk
Base	60X10	Nature	10	0,6	14,22	80	48	1.138	fr-one	colorstuk
Base	60X10	Polished	11	0,66	14,66	80	52,8	1.173	fr-one	colorstuk
Base	60X15	Nature	10	0,9	22,11	50	45	1.106	fr-one	colorstuk
Base	60X15	Polished	11	0,99	21,89	50	49,5	1.095	fr-one	colorstuk
Base	60X5	Nature	20	0,6	14,8	80	48	1.184	fr-one	colorstuk
Base	60X5	Polished	22	0,66	14,8	80	52,8	1.184	fr-one	colorstuk
Base	60X60	Nature	4	1,44	35,8	32	46,08	1.146	fr-one	colorstuk
Base	60,3X60,3	Espesorado 20 mm.	2	0,72	34,5	24	17,45	828	fr-one	colorstuk
Base	60X60	Polished	4	1,44	31	32	46,08	992	fr-one	colorstuk
Base	80X20	Polished	6	0,96	24,96	48	46,08	1.198	fr-one	colorstuk
Base	80X40	Polished	3	0,96	25	54	51,84	1.350	fr-one	colorstuk
Base	80X80	Polished	2	1,28	30,7	40	51,2	1.228	fr-one	colorstuk
Base	90X45	Nature	2	0,81	17,44	30	24,3	523	fr-one	colorstuk
Base Belle	10X10	Polished	66	0,33	7,5	160	52,8	1.200	fr-one	colorstuk
Base Belle	60X10	Polished	11	0,55	12,3	80	44	984	fr-one	colorstuk
Base Lux	60X45	Polished	8	1,44	29,75	32	46,08	952	fr-one	colorstuk
Base Nuit	60X20	Polished	5	0,9	10,2	80	72	816	fr-one	colorstuk
Huella/Huella Esq.	120X30		3	1,08	25,5	40	43,2	1.020	fr-one	colorstuk
Huella/Huella Esq.	30X30		11	0,99	23,54	36	35,64	847,44	fr-one	colorstuk
Huella/Huella Esq.	30X60		5	0,9	22	40	36	880	fr-one	colorstuk
Huella/Huella Esq.	40X40		6	0,96	23,11	60	57,6	1.386,6	fr-one	colorstuk
Huella/Huella Esq.	40X80		3	0,96	23,11	54	51,84	1.247,94	fr-one	colorstuk
Huella/Huella Esq.	60X60		4	1,44	33,3	30	43,2	999	fr-one	colorstuk
Mosaico	30X30		11	0,99	23,08	36	35,64	830,88	fr-one	colorstuk
Mosaico Strip	30X30		11	0,99	23,08	36	35,64	830,88	fr-one	colorstuk
Mosaico Zoom	30X30		10	0,9	22,5	36	32,4	810	fr-one	colorstuk
Peldaño Tec.	120X30		1	0,36	26,5	40	14,4	1.060	fr-one	colorstuk
Peldaño Tec.	30X30		5	0,45	12,6	36	16,2	453,6	fr-one	colorstuk
Peldaño Tec.	30X60		2	0,36	10,48	40	14,4	419,2	fr-one	colorstuk
Peldaño Tec.	40X40		2	0,32	8,84	60	19,2	530,4	fr-one	colorstuk
Peldaño Tec.	40X80		1	0,32	23,75	54	17,28	1.282,5	fr-one	colorstuk
Peldaño Tec.	60X60		2	0,72	19,34	30	21,6	580,2	fr-one	colorstuk
Peldaño Tec. Esq.	120X30		1	0,36	27	40	14,4	1.080	fr-one	colorstuk
Peldaño Tec. Esq.	30X30		3	0,27	8,7	36	9,72	313,2	fr-one	colorstuk
Peldaño Tec. Esq.	30X60		1	0,18	6,03	40	7,2	241,2		

## URBATEK COLLECTION PACKAGING

Referencia Reference	Formato Format	Acabado Finish	X Caja X Box			X Palet X Pallet			Material De Colocación Fixing Material	
			Piezas Pieces	M2	Kg	Cajas Boxes	M2	Kg	Adhesivo Adhesive	Junta Grout
Peldaño Tec. Esq.	40X40		1	0,16	4,94	60	9,6	296	fr-one	colorstuk
Peldaño Tec. Esq.	40X80		1	0,32	8,84	54	17,28	477	fr-one	colorstuk
Peldaño Tec. Esq.	60X60		1	0,36	10,48	30	10,8	314	fr-one	colorstuk
Zócalo	7X40	Nature	20	0,56	13,4	49	27,44	657	fr-one	colorstuk
Zócalo	7X60	Nature	10	0,42	9,95	80	33,6	796	fr-one	colorstuk
Zócalo	9X120	Nature	9	0,972	27,5	36	34,992	990	fr-one	colorstuk
Zócalo	9X120	Polished	10	1,08	25,6	36	38,88	922	fr-one	colorstuk
Zócalo	9X30	Nature	20	0,54	14,8	88	47,52	1.302	fr-one	colorstuk
Zócalo	9X30	Polished	22	0,59	13,02	88	51,92	1.146	fr-one	colorstuk
Zócalo	9X30	Meridian	20	0,54	9,4	128	69,12	1.203	fr-one	colorstuk
Zócalo	9X40	Nature	20	0,72	17,18	49	35,28	842	fr-one	colorstuk
Zócalo	9X40	Polished	22	0,79	18,19	49	38,71	891	fr-one	colorstuk
Zócalo	9X60	Nature	10	0,54	12,8	80	43,2	1.024	fr-one	colorstuk
Zócalo	9X60	Polished	11	0,59	13,2	80	47,2	1.056	fr-one	colorstuk
Zócalo	9X80	Polished	10	0,72	17,8	54	38,88	961	fr-one	colorstuk

## SERIES TECHNIC. CROMA.

Referencia Reference	Formato Format	X Caja X Box			X Palet X Pallet			Material De Colocación Fixing Material	
		Piezas Pieces	M2	Kg	Cajas Boxes	M2	Kg	Adhesivo Adhesive	Junta Grout
(MALLA 30X30)	10X10	11	0,99	11,6	78	77,22	909	fr-one	colorstuk
(MALLA 30X30)	5X5	11	0,99	12,6	78	77,22	982	fr-one	colorstuk
Base	20X20	25	1,00	12,8	81	81,00	1.037	fr-one	colorstuk
BORDE DUCHA	10X10	24	0,24	4,7	50	12,00	233	fr-one	colorstuk
CANTONERA	3X3	20	1,80	0,2	50	90,00	11	fr-one	colorstuk
CORNER ESCUADRA	3X4	10	0,01	0,3	50	0,60	14	fr-one	colorstuk
CUBRECANTO	3X20	20	0,12	4,2	252	30,24	1.068	fr-one	colorstuk
ESCOCIA	3X20	20	0,12	4,2	252	30,24	1.068	fr-one	colorstuk
PATA ELEFANTE	3X4	10	0,01	0,3	50	0,60	14	fr-one	colorstuk
RINCONERA	3X3	20	1,80	0,2	50	90,00	11	fr-one	colorstuk
SPE. PLINTH	10X10	15	0,15	2,4	100	15,00	240	fr-one	colorstuk
SPE. PLINTH CORNER	10X10	6	0,06	1,3	100	6,00	132	fr-one	colorstuk

## SERIES TECHNIC. ARCO.

Referencia Reference	Formato Format	X Caja X Box			X Palet X Pallet			Material De Colocación Fixing Material	
		Piezas Pieces	M2	Kg	Cajas Boxes	M2	Kg	Adhesivo Adhesive	Junta Grout
(MALLA 30X30)	10X10	11	0,99	12,4	78	77,22	966	fr-one	colorstuk
(MALLA 30X30)	5X5	11	0,99	11,5	78	77,22	897	fr-one	colorstuk
Base (8mm)	20X20	25	1,00	17,1	60	60,00	1.026	fr-one	colorstuk
BORDE DUCHA	10X10	24	0,24	6,2	50	12,00	310	fr-one	colorstuk
BORDE DUCHA INT.	10X10	24	0,24	4,2	50	12,00	211	fr-one	colorstuk
ESCOCIA (MALLA 5X30)	5X5	30	0,08	4,9	100	7,50	486	fr-one	colorstuk
ESQ. ZÓC. SANITARIO EXT.	3X10	12	0,04	1,4	50	1,80	70	fr-one	colorstuk
ESQ. ZÓC. SANITARIO INTERIOR	3X10	20	0,06	1,1	50	3,00	55	fr-one	colorstuk
RINCONERA	5X5	24	0,06	0,5	50	3,00	24	fr-one	colorstuk
ZÓCALO SANITARIO	10X20	18	0,36	5,9	168	60,48	992	fr-one	colorstuk

Porcelanosa Grupo le ofrece el mejor servicio para completar sus proyectos de manera fácil y rápida.

Con el objetivo de satisfacer todas sus necesidades constructivas con el mejor diseño y la máxima calidad, Porcelanosa Grupo le ofrece toda una gama de productos para vestir con gran diseño multitud de proyectos, desde viviendas unifamiliares, franquicias, espacios públicos.. Una infinidad de lugares donde acercarle el diseño con la máxima garantía de calidad.

Actualmente Porcelanosa Grupo cuenta con 410 tiendas en 72 países, un equipo de 5.000 personas, 900.000 metros cuadrados de instalaciones y una facturación anual de más de 1.150 millones de euros.

Trabaja comprometida con el desarrollo sostenible, apuesta por una expansión internacional constante y garantiza la satisfacción de todos y cada uno de nuestro clientes. Por todo esto Porcelanosa Grupo es mucho más que una marca.

Urbatek se transforma así en un estandarte más de calidad en el Grupo cerámico más importante del mundo. Cerámica de alta calidad con un magnífico servicio.

Porcelanosa Grupo offers unbeatable service to help you bring projects to fruition swiftly and easily.

To provide all the building solutions you might need in top-quality style with designs second to none, Porcelanosa Grupo offers an extensive range of products to bring stylish design to a multitude of different projects, from single-family homes to franchise outlets and public spaces. Bringing design appeal and full quality guarantees to endless different settings.

Porcelanosa Grupo currently has 410 showrooms in 72 countries, a workforce of 5,000 people, premises covering a surface area of 900,000 square metres and a yearly turnover of over 1,150 million euros.

The group is committed to sustainable development, basing its strategy on ongoing international expansion and the satisfaction of each and every one of its clients. That's why Porcelanosa is so much more than just a brand name.

In this way Urbatek has become yet another quality symbol of the world's leading tile manufacturing group. Top-quality tiles and unparalleled service.

Ceranco S.A. asume el compromiso global de mantener una política y respetuosa con el medio ambiente. La iniciativa ECOTECH, promovida desde Porcelanosa Grupo, y la implantación del SGM, en cumplimiento con la normativa ISO 14001, son prueba del esfuerzo de la empresa por conseguir un conjunto de acciones empresariales limpias y respetuosas con el planeta. Con el fin de prevenir y reducir los impactos medioambientales y realizar una óptima gestión de los residuos generados, se dispone de un amplio departamento de calidad y medio ambiente cuyos expertos evalúan periódicamente el impacto medioambiental de nuestra actividad. Además, al menos una vez al año nos sometemos a auditorías externas que evalúan nuestra actuación y avalan nuestro compromiso con el desarrollo sostenible.

Ceranco has taken on a global commitment to ensuring a solid, environmentally-friendly policy. Proof of the company's efforts to ensure clean, eco-friendly business activities are the ECOTECH initiative, promoted by Porcelanosa Grupo, and the implementation of an Environmental Management System in compliance with the ISO 14001 standard. In order to reduce and prevent environmental impacts and guarantee an optimum waste management system, Ceranco has a sizable Quality Control & Environmental Department whose experts regularly assess the environmental impacts of the firm's activities. In addition, at least once a year external audits are conducted to evaluate the firm's actions and guarantee its commitment to sustainable development.



Las colecciones que disponen de la certificación NF-UPEC y DITE, quedan especificadas en catálogo mediante su correspondiente iconografía.

The collections with UPEC and DITE certified, are specified in the catalog by the iconography.

En la búsqueda de las características estéticas de las piedras naturales se han desarrollado modelos que presentan marcadas diferencias entre placas de un mismo tono y partida.

El grado de destonización es el parámetro por el cual se indica la variación que puede esperarse para un determinado modelo. Se trabaja con una escala que va de V1 a V4, siendo el primero indicativo de una mínima o inexistente variación entre baldosas y el último de una variación tan importante que hace que no puedan preverse los colores y el diseño de una baldosa a partir de las anteriores.

In our bid to emulate the visual characteristics of natural stone, models have been developed where a marked difference can be observed among tiles of the same colour and batch.

The degree of shade variation is a parameter used to indicate the difference in shade found in a certain model. A scale is used ranging from V1 (no variation or just a minimum variation from one tile to another) to V4 (such a big variation that the colour and pattern of a tile cannot be predicted from previous ones).



#### V1 APARIENCIA UNIFORME V1 UNIFORM APPEARANCE

Las diferencias entre baldosas de una misma producción son mínimas.

The differences between tiles of the same production are minimal.



#### V2 LIGERA VARIACIÓN V2 SLIGHT CHANGE

Diferencias claramente distinguibles en textura y/o diseño dentro de colores similares.

Clearly distinguishable differences in texture and/or pattern within similar colors.



#### V3 VARIACIÓN MODERADA V3 MODERATE VARIATION

Los colores presentes en una pieza son indicativos de los colores que presentarán las demás piezas, aunque la cantidad de cada color puede variar significativamente de una pieza a otra.

The colors present in one piece are indicative of the color of the other pieces, although the shade of each color may vary significantly from one tile to another.











#### V4 VARIACIÓN ALEATORIA V4 RANDOM VARIATION

Diferencias de color aleatorias de una pieza cerámica a otra, de manera que una de ellas puede tener colores completamente diferentes a los de las otras. Así, la instalación final será única.










Random color differences between ceramic tiles, so that one color may be completely different from the other. Thus, the final composition will be unique.




## PARÁMETROS URBATEK / URBATEK PARAMETERS

Norma / Norm	Ensayo / Test	ISO 13006 UNE-EN 14411	VALORES URBATEK URBATEK VALUES Grupo Bla
	Medida de longitud y de anchura <i>Length and width</i>	Desviación respecto del valor medio $\pm 0.5\%$	Desviación respecto del valor medio $\pm 0.1\%$
	Medida del grosor <i>Thickness</i>	Desviación respecto medida de fabricación $\pm 5\%$	Desviación respecto medida de fabricación $\pm 5\%$
	Medida de la rectitud de los lados <i>Measurement of side straightness</i>	Desviación respecto medida de fabricación $\pm 0.5\%$	Desviación respecto medida de fabricación $\pm 0.1\%$
	Medida de la ortogonalidad <i>Squareness</i>	Desviación respecto medida de fabricación $\pm 0.6\%$	Desviación respecto medida de fabricación $\pm 0.1\%$
	Medida de la planitud de la superficie <i>Surface flatness</i>	Desviación respecto medida de fabricación $\pm 0.5\%$	Desviación respecto medida de fabricación $\pm 0.1\%$
	Determinación de la absorción de agua <i>Water absorption</i>	Valor medio $E \leq 0.5\%$	Valor URBATEK $E \leq 0.1\%$
	Módulos de rotura <i>Modulus of rupture</i>	Mínimo valor $\geq 35 \text{ N / mm}^2$	$\geq 40 \text{ N / mm}^2$
	Fuerza de rotura <i>Breaking strength</i>	espesor $\geq 7,5$ Mínimo <b>1.300 N</b> Thickness $< 7,5$ Mínimo <b>700 N</b>	$\geq 2000 \text{ N}$ $> 700 \text{ N}$
	Resistencia a la abrasión <i>Resistance to abrasion</i>	Según los valores del fabricante <i>As per manufacturer</i>	$< 150 \text{ mm}^3$
	Determinación de la dilatación térmica lineal <i>Thermal expansion coefficient</i>	Método de ensayo disponible <i>Test method available</i>	----
	Resistencia a la helada <i>Frost resistance</i>	Exigido <i>Demanded</i>	Cumple la norma <i>Complies with the standards</i>
	Resistencia a los ácidos y bases <i>Resistance against acids and bases</i>	Según los valores del fabricante <i>As per manufacturer</i>	Según modelo <i>Depending on model</i>
	Restencia a los productos de limpieza y reactivos de piscina <i>Household detergents and additives for swimmings-pools</i>	Clase <i>Class</i> <b>UB</b> MIN Baldosas no esmaltadas <i>Non glazed tiles</i>	<b>UA</b>
	Resistencia a las manchas <i>Resistance to staining</i>	<b>UGL</b> Método de ensayo disponible <i>Test method available</i>	Según modelo <i>Depending on model</i>

## PARÁMETROS URBATEK / URBATEK PARAMETERS

Norma / Norm	Ensayo / Test	ISO 13006 UNE-EN 14411	VALORES URBATEK URBATEK VALUES Grupo Blb
	Medida de longitud y de anchura <i>Length and width</i>	Desviación respecto del valor medio $\pm 0.5\%$	Cumple la norma <i>Complies with the standards</i>
	Medida del grosor <i>Thickness</i>	Desviación respecto medida de fabricación $\pm 5\%$	Cumple la norma <i>Complies with the standards</i>
	Medida de la rectitud de los lados <i>Measurement of side straightness</i>	Desviación respecto medida de fabricación $\pm 0.5\%$	Cumple la norma <i>Complies with the standards</i>
	Medida de la ortogonalidad <i>Squareness</i>	Desviación respecto medida de fabricación $\pm 0.6\%$	Cumple la norma <i>Complies with the standards</i>
	Medida de la planitud de la superficie lateral-central-alabeo	Desviación respecto medida de fabricación $\pm 0.5\%$	Cumple la norma <i>Complies with the standards</i>
	Determinación de la absorción de agua <i>Water absorption</i>	Valor medio $0,5\% < E \leq 3\%$	Cumple la norma <i>Complies with the standards</i>
	Módulos de rotura <i>Modulus of rupture</i>	Mínimo valor $\geq 30 \text{ N / mm}^2$	Cumple la norma <i>Complies with the standards</i>
	Fuerza de rotura <i>Breaking strength</i>	espesor $\geq 7,5$ Mínimo <b>1.100 N</b> Thickness $< 7,5$ Mínimo <b>700 N</b>	Cumple la norma <i>Complies with the standards</i>
	Resistencia a la abrasión <i>Resistance to abrasion</i>	Según los valores del fabricante <i>As per manufacturer</i>	Según modelo <i>Depending on model</i>
	Determinación de la dilatación térmica lineal <i>Thermal expansion coefficient</i>	Método de ensayo disponible <i>Test method available</i>	----
	Resistencia al cuarteo baldosas esmaltadas <i>Crazing resistance</i>	Exigido <i>Demanded</i>	Cumple la norma <i>Complies with the standards</i>
	Resistencia a la helada <i>Frost resistance</i>	Exigido <i>Demanded</i>	Cumple la norma <i>Complies with the standards</i>
	Resistencia a los ácidos y bases <i>Resistance against acids and bases</i>	Según los valores del fabricante <i>As per manufacturer</i>	Según modelo <i>Depending on model</i>
	Restencia a los productos de limpieza y reactivos de piscina <i>Household detergents and additives for swimmings-pools</i>	Clase <i>Class</i> <b>GB</b> MIN	Cumple la norma <i>Complies with the standards</i>
	Resistencia a las manchas <i>Resistance to staining</i>	<b>UGL</b> Método de ensayo disponible <i>Test method available</i>	----
		<b>GL</b> Clase <i>Class</i> <b>3</b> MIN	Cumple la norma <i>Complies with the standards</i>

## RESISTENCIA AL DESLIZAMIENTO (RAMPA) / SKID RESISTANCE (RAMP)



Describe el método de determinación de las propiedades antiderrapantes de los pavimentos utilizados en los lugares donde se transita con pie calzado. Este ensayo se realiza en un dispositivo en el que la persona que efectúa la prueba, camina sobre un plano inclinado de ángulo variable con pie calzado de suela normalizada. La superficie está continuamente impregnada con un agente lubricante (aceite para motor SAE10W30). El ángulo del plano inclinado que todavía permite estar de pie con seguridad, sin deslizarse, es la medida del ensayo.

This standard describes the method for determining the non-slip properties of floor coverings in places where footwear is used. For this test, a person wearing footwear with a standardized sole walks along a ramp whose angle is adjusted. The surface is covered continuously in a lubricating agent (SAE10W30 engine oil). The angle of the ramp where the person can remain safely on foot, without slipping or sliding, is taken as the test value.

## CLASIFICACIÓN Y APLICACIÓN DE ZONAS HÚMEDAS DE TRÁNSITO SIN CALZADO CON RESISTENCIA AL DESLIZAMIENTO / WET BAREFOOT AREAS SLIP RESISTANCE CLASSIFICATION AND APPLICATION AREAS

Mide las propiedades antiderrapantes para zonas en las que se camina descalzo. El ensayo se realiza en un dispositivo en el que la persona que efectúa el ensayo camina sobre un plano inclinado de pendiente variable. La superficie va revestida con las baldosas a ensayar y está constantemente impregnada de una solución jabonosa. El ángulo del plano inclinado que todavía permite estar de pie con seguridad, es la medida del ensayo.

This standard measures the non-slip properties of areas where people go barefoot. For this test, a person walks on a ramp whose angle is adjusted. The surface is laid with the tiles to be tested and covered continuously in soapy water. The angle of the slope where a person can remain safely on foot is taken as the test value.

Clase	Minimo ángulo de inclinación	Zonas	Class	Min. degree of slope	Areas
A	12°	<ul style="list-style-type: none"> <li>Zonas de paso de pies descalzos (Principalmente Secos)</li> <li>Vestuarios colectivos o individuales</li> <li>Fondos de áreas no aptas para nado con una profundidad mayor de 80 cm</li> <li>Saunas y baños</li> </ul>	A	12°	<ul style="list-style-type: none"> <li>Barefoot hallways (mostly dry)</li> <li>Individual and group changing rooms</li> <li>Bottom of the non-swimmer sections when the water depth is more than 80 cm</li> <li>Sauna and rest areas</li> </ul>
B	18°	<ul style="list-style-type: none"> <li>Zonas de paso de pies descalzos no ajustados a la clase A</li> <li>Duchas</li> <li>Zonas próximas a pulverizadores desinfectantes</li> <li>Bordes de piscinas</li> <li>Fondos de áreas no aptas para nado con una profundidad menor de 80 cm</li> <li>Pavimentos de áreas no aptas para nado en piscinas con efecto de olas</li> <li>Pavimentos ajustables de piscina</li> <li>Suelos elevables</li> <li>Escaleras de acceso a piscinas</li> <li>Huellas de acceso a piscinas con un ancho máximo de 1 metro y pasamanos en ambos lados</li> <li>Escaleras y Huellas externos a zonas de piscinas</li> <li>Saunas y baños no ajustables a la clase A</li> </ul>	B	18°	<ul style="list-style-type: none"> <li>Barefoot hallways and passages not answering the class A description</li> <li>Shower rooms</li> <li>Areas surrounding disinfectant sprayers</li> <li>Pool surrounds</li> <li>Bottom of the non-swimmer sections when the water depth is less than 80 cm</li> <li>Floors of non-swimmer sections in tide-effect pools</li> <li>Adjustable swimming pool floors</li> <li>Lift-slab floors</li> <li>Pool-access ladders</li> <li>Pool-access steps/stairs with a max. width of 1 m and handrails on both sides</li> <li>Ladders and steps/stairs outside of the pool areas</li> <li>Sauna and rest areas not answering the class A description</li> </ul>
C	24°	<ul style="list-style-type: none"> <li>Escaleras de acceso a piscinas no ajustadas a la clase B</li> <li>Piscinas de recreo</li> <li>Bordes inclinados de Piscina</li> </ul>	C	24°	<ul style="list-style-type: none"> <li>Pool-access steps/stairs not answering the class B description</li> <li>Walk-through pools</li> <li>Inclined pool borders</li> </ul>

## INSTRUCCIONES DE COLOCACIÓN / TILE-LAYING INSTRUCTIONS



Resulta de gran importancia, en la colocación, la elección de las herramientas y útiles adecuados (tanto la llana dentada, como la maza de goma, siempre de goma blanca, ventosas y crucetas para la colocación y la llanta de goma para el rejuntado

It is essential to choose the right tools and utensils to lay the tiles (a notched trowel, rubber mallet, always white rubber, suction pads, and spacers for laying the tiles and a rubber trowel to grout them).




El soporte (pared o suelo) que se va a revestir debe estar perfectamente nivelado, no presentando defectos de plenitud. Recomendamos la impermeabilización previa de los ambientes húmedos. Una diferencia en el grosor de la capa de adhesivo origina diversas tensiones con la superficie cerámica que terminan provocando "cejas"

The substrate (the wall or floor to be tiled) must be completely level, with no deviation in its surface flatness. Places subject to damp should be waterproofed first. A difference in the width of the adhesive layer will generate stresses of different kinds on the tiled surface, leading to uneven ridges.



La superficie a revestir debe estar totalmente limpia de polvo o cualquier otra sustancia que pueda perjudicar la adhesión de las baldosas. Así se facilita una mejor adherencia del material de agarre sobre el soporte utilizado.

The tiled surface must be completely free from dust or any other substance that might prevent the tiles from bonding to it. A clean surface will ensure that the bonding material sticks more firmly to the substrate.



Durante la colocación, la intensidad de luz debe ser tal que nos permita distinguir con facilidad la presencia de cualquier defecto, en especial la aparición de "cejas". Durante esta fase, se debe trabajar con una intensidad de luz superior a la que iluminará el ambiente una vez finalizada la obra. La utilización de focos nos ayudará a evitar este problema.

During the tile-laying process, the light should be good enough to make it easy to see any defects, particularly uneven ridges. During this stage, it is important to work with stronger lighting than that used to illuminate the area once the work has finished. Using spotlights will help overcome this problem.



La elección del tipo adhesivo a emplear resulta fundamental. Se debe tener en cuenta las propiedades del soporte que vamos a revestir (superficie de ladrillo, madera, yeso, metal...), las características del porcelánico técnico, el formato de la baldosa y el destino de uso. Se recomienda el sistema de colocación en capa fina con un adhesivo flexible. Para formatos superiores a 30x30cm, se recomienda la técnica de doble encolado, que consiste en la aplicación del adhesivo tanto sobre la superficie de colocación como sobre el dorso de la baldosa cerámica.

The right choice of adhesive must be used. It is important to bear in mind the properties of the substrate to be tiled (whether it is made of brick, wood, plaster, metal etc), the characteristics of the through-body porcelain tiles, and final use of the tiled surface. We recommend the use of the thin-bed system to lay the tiles, in combination with a flexible adhesive. For formats of over 30x30cm, the floating and buttering method should be used. This consists of spreading adhesive over the substrate and back of the tiles.



Todas las baldosas de porcelánico técnico requieren una manipulación cuidadosa para evitar despuntados, desconchados o la aparición de rayas en la superficie. LA GUIA DE LA BALDOSA CERÁMICA recomienda no hacer la colocación con separación inferior a 1,5mm entre pieza y pieza. En la colocación de los formatos URBATEK se recomienda utilizar crucetas de 2mm. Para formatos rectangulares, cuando se colocan a junta trabada, se aconseja igualmente colocar 3/4 de pieza. En los paros de colocación, se debe tener en cuenta que el material ya colocado ha retraído y que el que vamos a colocar va a sufrir el mismo movimiento. Se debe predecir, por lo tanto, el posible movimiento o retracción, ya que si seguimos colocando al mismo nivel, la posterior retracción puede originar un pequeño desnivel.

All through-body porcelain tiles need to be carefully handled to avoid chipped corners, chipped surfaces or scratches. The CERAMIC TILE GUIDE recommends a minimum tile joint of 1.5mm between each tile. When the tiles are laid, spacers measuring 2mm should be used. When rectangular tiles are laid in staggered fashion, the tiles in one row should be laid 3/4 of the way along the tiles in the previous row. When there are interruptions in the tile-laying process, remember that any material that has already been laid will have undergone some shrinkage and that the same will happen to the new material. You must therefore calculate how much the material will move or shrink, because if you continue to lay the tiles at the same level, you might end up with an uneven ridge.



Hay que considerar en cualquier caso la presencia de juntas perimetrales que ayudarán a absorber cualquier movimiento post-obra. Estas juntas han de permanecer vacías o rellenas de cualquier material comprensible y deben tener una anchura mínima de 8mm.

Esta junta se disimula con el zócalo o con el propio azulejo.

In all cases, perimeter joints must be incorporated, since they will help to absorb any movements after the tiles have been laid. These joints must be left empty or filled with any compressible material, and they should have a minimum width of 8 mm. The said joints can be concealed by skirtings or by the tiles themselves.



Si el soporte lleva ya sus propias juntas estructurales o de partición, éstas deben respetarse cuando se proceda a la colocación del recubrimiento cerámico. Se recuerda que la superficie máxima a revestir con baldosas cerámicas sin juntas de partición es de 50m<sup>2</sup> a 70m<sup>2</sup> si se trata de un interior, y de la mitad si se trata de un ambiente exterior. Durante la fase de colocación, cuando aún no se ha completado la fase de fraguado (sobre todo al finalizar la jornada o al inicio del día siguiente), debemos revisar lo ya colocado, ya que todavía estamos a tiempo de corregir cualquier defecto de colocación, utilizando para ello el mazo de goma (siempre blanco) y las ventosas.

If the substrate already contains structural or intermediate movement joints, they must be maintained when the tiles are laid. The maximum surface that can be tiled without intermediate movement joints is 50m<sup>2</sup> to 70m<sup>2</sup> in indoor environments and half that amount in outdoor ones. During the tile-laying process, when the adhesive has still not fully set (particularly at the end of the day or beginning of the next day), any tiles that have already been laid must be checked, since there is still time to correct any tile-laying defects, using a rubber mallet (always use a white one) and suction pads.



Antes del rejuntado comprobaremos que las juntas de colocación (entre baldosa y baldosa) están vacías y limpias del material de agarre y restos de suciedad. Cualquier agente intermedio puede restar efectividad a la junta de colocación, dificultando además la adherencia del material de juntas.

Before grouting the tiles, make sure that the tile joints are clean and free from any bonding material or dirt. This type of substance can detract from the end result of the tile joints and also reduce the bonding strength of the grout.



El relleno de juntas se realiza cuando las baldosas se encuentren perfectamente adheridas al soporte. En el caso especial del pavimento, se deben seguir las recomendaciones del fabricante de adhesivos, con el fin de dejar transcurrir el tiempo suficiente antes de ser pisado o sometido a cualquier tipo de carga.

The tiles should be grouted when they have bonded completely to the substrate. In the case of floor tiles, the adhesive manufacturer's recommendations should be followed so that sufficient time is left before the floor is trodden on or subjected to any kind of load.



El material rejuntado se aplicará con llana de goma, evitando en todo momento la utilización de llanas metálicas, que puedan dañar la superficie esmaltada. Existe en el mercado material de juntas en una amplia gama de colores para poder asegurar la uniformidad de tono de cualquier ambiente. No se debe utilizar nunca junta de color negro, que contenga negro de humo (Carbón micronizado), ni tintes que puedan dificultar la limpieza de la superficie revestida.

The grouting material should be applied with a rubber trowel, avoiding the use of metal trowels at all times since they might damage the glazed surface. Grouting material is sold in a wide range of colours to match the colour of the tiled surface. We recommend Butech adhesives and grouts for all our tiles. Grouts are available in a wide range of colours to match or contrast with the colour of the tiled surface. Do not use grouts that contain micronized coal, as they may mark the tiles surface and cause damage.



La retirada de los restos de material de rejuntado se debe realizar utilizando una esponja humedecida en agua limpia. Esta operación no se debe prolongar en el tiempo, ya que un excesivo tiempo de contacto del material de rejuntado con la superficie esmaltada dificulta la posterior eliminación del mismo, en especial aquellos modelos que su superficie presenta relieves. En la instalación del pavimento es imprescindible la protección del material ya colocado con sistemas adecuados para impedir posibles daños hasta la finalización de la obra, debido a la presencia del material abrasivo y continuo trasiego de herramientas. De esta forma, además de la protección del material, se facilitan así las posteriores tareas de limpieza. Se deben evitar agentes de limpieza que contengan ácido fluorhídrico (HF) y detergentes sólidos que contengan partículas susceptibles de abrasionar el material. El ácido fluorhídrico eliminaría totalmente la superficie esmaltada del material, causando así daños irreparables.

The remains of any grouting material should be removed with a sponge dampened with clean water. This operation should be performed relatively swiftly, because if the grouting material is in contact with the glazed surface for too long, it will be hard to remove, particularly with tile models with an embossed surface. When floor tiles are laid, completed sections should be protected in a suitable way to prevent possible damage before the work is finished due to the presence of abrasive material, tools being moved back and forth etc. In this way, not only will the material be protected, but it will facilitate any subsequent cleaning. Cleaning agents containing hydrofluoric acid (HF) or solid agents with particles that might scratch the tiles must be avoided. Hydrofluoric acid will remove the glazed surface of the tiles, causing irreparable damage.



## CORTES EN GRES PORCELÁNICO TÉCNICO / TECHNICAL PORCELAIN CUTS

Es necesario realizar diversos cortes en las piezas con el fin de adaptar el producto cerámico a la geometría de la zona.

### TIPOS DE CORTE

**Corte lineal y diagonal:** Se realiza para rematar el perímetro del local o bien para salvar algún obstáculo que requiera esta configuración.  
**Otras configuraciones (en forma de “L”, de “U”...):** Se lleva a cabo para salvar pilares, marcos de puertas, tomas de corriente, desagües,...

### HERRAMIENTAS DE CORTE:

En el mercado existe una amplia gama de herramientas que nos permiten un corte eficaz en el Porcelánico Urbatek.

**Corte Manual:** La máquina debe tener las características adecuadas para los formatos, grosores de piezas y trabajos a realizar. En relación al tamaño del rodé, es recomendable emplear un diámetro de 8 mm para piezas con superficie lisa y para superficie rugosa un diámetro de 18mm.

**Corte eléctrico:** Está provista de un disco de diamante y sistema de refrigeración con agua. Nos permite realizar cortes precisos y de cierta complejidad, sobre materiales muy duros. Debe tener las características adecuadas para los formatos, grosores de pieza y trabajos a realizar. El disco de diamante debe ser de corte en húmedo y de banda continua. Esta herramienta es la más idónea para realizar cualquier tipo de corte en el porcelánico.

**Amoladora:** Está provista de un disco de diamante. Se recomienda el empleo de una amoladora de baja potencia, de 600-1100W aprox., que utiliza disco de diámetro 115 o 125mm. El disco de diamante debe ser de corte en seco y de banda continua.

The tiles have to be cut in order to adapt them to the geometry of the area.

### TYPES OF CUT

**Linear and diagonal cuts:** Used for the perimeter of the area or to run the tiles around any obstacles that require this configuration.

**Other configurations (L-shapes, U-shapes, etc.):** Used to run the tiles around columns, doorframes, plug sockets, drains, etc.

### CUTTING TOOLS:

A wide range of tools are available on the market which make it possible to effectively cut Urbatek porcelain tiles.

**Manual cutting:** The machine must have the necessary features for the formats, thicknesses and type of work to be carried out. The tile-cutting disc must have a diameter of 8 mm for tiles with a smooth surface, and 18 mm for tiles with a rough surface.

**Electrical cutting:** Using a diamond cutting disc and water-cooling system, to make precise, complex cuts on very hard materials. Must have the necessary features for the formats, thicknesses and type of work to be carried out. The diamond disc must be for wet cutting, and with a continuous rim. This tool is the most ideal for making any type of cut on porcelain tiles.

**Grinder:** Uses a diamond disc. A low power grinder is recommended, of between approximately 600-1100W, using a 115 or 125 mm diameter disc.

The diamond disc must be for dry cutting, and with a continuous rim.

## PERFORACIÓN EN GRES PORCELÁNICO TÉCNICO / TECHNICAL PORCELAIN DRILLING

Para una perforación eficaz en nuestra serie Urbatek, se deben de tener en cuenta la utilización adecuada de una broca para porcelánico y el empleo de una técnica de perforación correcta.

### HERRAMIENTAS

**Taladro:** Es necesario que tenga una potencia mayor o igual a 600W. selector de modo NO PERCUTOR (rotación), selector de velocidades.

#### Brocas:

**Broca de carburo de tungsteno especial porcelánico:**  
 -Extremo helicoidal especial.  
 -Extremo punta de flecha (no confundir con la de vidrio)

#### Broca de diamante:

-Extremo cilíndrico  
 -Extremo corona

### TÉCNICAS DE PERFORACIÓN

**Grandes Perforaciones (Diámetro mayor o igual a 15 mm.):**

- 1.- Marcar el punto de perforación. Previamente se comprobará que no existe ninguna conducción o línea de cableado (se puede usar detector).
- 2.- Fija broca (taladro potencia superior a 600W).
- 3.- Colocar en modo NO percutor.
- 4.- Refrigerar en modo continuo, con agua el punto de perforación.
- 6.- Una vez atravesado el porcelánico técnico, cambiar de broca con el fin de proteger su vida útil.

**Pequeñas perforaciones (Diámetro menor a 15 mm.):**

- 1.- Marcar el punto de perforación. Previamente se comprobará que no existe ninguna conducción o línea de cableado (se puede usar detector).
- 2.- Fija broca (taladro potencia superior a 600W).
- 3.- Emplear sistema de centrado: usar velocidad lenta menor a 1000 rpm.
- 4.- Colocar en modo NO percutor.
- 5.- Refrigerar en modo continuo, con agua el punto de perforación.
- 6.- Es recomendable realizar una perforación previa con una broca de menor diámetro (5 o 6 mm.) y posteriormente usar el deseado.
- 7.- Una vez atravesado el porcelánico técnico, cambiar de broca con el fin de proteger su vida útil.

To correctly drill our Urbatek series, make sure that a suitable bit for porcelain tiles is used, in combination with a suitable drilling technique.

### TOOLS

**Drill:** Must have a power rating of 600W or higher, with a selector that makes it possible to use a rotary, non-percussive mode, and with a speed selector.

#### Bits:

**Special tungsten carbide bit for porcelain tiles:**  
 -Special spiral tip.  
 -Arrowhead tip (do not confuse with glass bit)

#### Diamond-tipped bit:

-Cylindrical tip  
 -Crown tip

### DRILLING TECHNIQUES

**Drilling large holes (with a diameter of 15 mm or more):**

- 1.- Mark the drilling point, checking beforehand that there are no power cables or pipes below (using a detector if required).
- 2.- Fix the bit in place (using a drill with a power rating of more than 600W).
- 3.- Use in normal, non-percussive mode.
- 4.- Cool the drilling point constantly using water.
- 6.- Once the bit has drilled through the tile, change the bit to extend its useful working life.

**Drilling small holes (with a diameter of less than 15 mm):**

- 1.- Mark the drilling point, checking beforehand that there are no power cables or pipes below (using a detector if required).
- 2.- Fix the bit in place (using a drill with a power rating of more than 600W).
- 3.- Use the centring system, at a slow speed of less than 1000 rpm.
- 4.- Use in normal, non-percussive mode.
- 5.- Cool the drilling point constantly using water.
- 6.- It is advisable to first drill a smaller hole using a bit with a smaller diameter (5 or 6 mm) and then use the required bit size.
- 7.- Once the bit has drilled through the tile, change the bit to extend its useful working life.

## CONSEJOS DE LIMPIEZA / CLEANING TIPS

### 1.-LIMPIEZA DE RESTOS DE OBRA. CEMENTOSOS.

Tras la instalación del material cerámico, su superficie suele presentar restos de cemento en forma de una película o pequeñas acumulaciones que enmascaran la belleza del modelo. De no retirarse pueden afectar seriamente el aspecto final del producto colocado.

Antes de realizar la limpieza final de obra (eliminación de restos cementosos) es necesario respetar un tiempo de espera prudencial de 24-48 horas aprox., con el fin de que tenga lugar el correcto fraguado del material de rejuntado. En materiales porcelánicos pulidos, una vez rejuntado el material debe limpiarse con una esponja húmeda antes que el material de rejuntado se haya endurecido. Durante y posteriormente a su colocación, para los trabajos posteriores de la obra, debe protegerse el pavimento con cualquier medio disponible (cartón, serrín, etc.).

Existen productos comerciales denominados quita-cementos o desincrustantes que son disoluciones ácidas y se utilizan principalmente para la eliminación de los restos cementosos (restos de obra). Tendremos en cuenta:

- Las características de las baldosas y recomendaciones del fabricante.
- No se deben utilizar espátulas o cepillos metálicos.

Los desincrustantes se emplean diluidos en agua y para su aplicación se deben seguir las instrucciones de uso indicadas por el fabricante y atender a las precauciones para una utilización segura (por ejemplo: utilizar guantes durante su manipulación, mantener una ventilación adecuada,...). Antes de proceder a su utilización es recomendable realizar una prueba del producto en una zona poco visible o bien sobre una pieza no instalada. Se deja actuar un tiempo prudencial y se comprueba que no daña la superficie de la baldosa.

Se debe evitar la utilización de concentrados que contengan partículas abrasivas, sulfamán o agua fuerte (ácido clorhídrico) puesto que en su formulación se pueden hallar trazas (pequeñas proporciones) de ácido fluorhídrico y éste último es capaz de reaccionar con cualquier material cerámico y alterar su aspecto superficial de un modo considerable.

\*\*\*Los vapores de ácido clorhídrico pueden atacar los metales que se encuentren cerca del punto de aplicación\*\*\*

### 2.- LIMPIEZA COTIDIANA Y MANTENIMIENTO:

Terminada la obra eliminar los restos de material lo antes posible. Cuando se derrame sobre el piso algún producto que pueda producir mancha, es aconsejable limpiar lo antes posible para evitar que se seque, dificultando su posterior eliminación. Para la limpieza diaria recomendamos el uso del detergente habitual diluido con agua limpia. Los revestimientos cerámicos, son producidos para garantizar una gran vida útil.

Por lo tanto, se debe tener algunos cuidados en su uso y conservación:

- Mantener una limpieza frecuente.

- Conservar el ambiente libre de suciedades abrasivas utilizando alfombras ó felpudos.

- Proteger los elementos que puedan ser arrastrados sobre el revestimiento cerámico.

- No deben aplicarse ceras, aceites, etc.... ya que la mínima porosidad del porcelánico impide una correcta aplicación, pudiendo derivar en "empañado "de la superficie vista a contraluz.

- Se deberá instalar felpudos industriales en las entradas de locales de uso público, especialmente si el acceso es directo desde la calle. Con esta precaución se evitarán deslizamientos por "agua planning" y se conseguirá una mayor durabilidad de las superficies pulidas.

### LIMPIEZA DE GRANDES SUPERFICIES:

Para grandes superficies, se recomienda el empleo de fregadoras automáticas que limpian y secan al mismo tiempo la superficie. Nunca emplear ceras ni jabones aceitosos o coloreados, ya que hacen que el material pierda sus características de antideslizamiento y en los pulidos puede producir un efecto de empañado. Seguir las instrucciones del fabricante de las máquinas con respecto al uso de detergentes.

### LIMPIEZA DE POLVO Y SUCIEDAD EN GENERAL:

Para la limpieza del polvo ambiental o restos de suciedad del agua de lavado que puedan existir sobre la superficie cerámica, es aconsejable usar una mopa seca sin aditivos cerosos, ya que éstos pueden enmascarar la belleza del material cerámico. En el Porcelánico pulido requiere una mayor atención especialmente con los colores lisos y claros, ya que el proceso de pulido altera ligeramente la porosidad con respecto al porcelánico natural, para su limpieza diaria con una mopa ligeramente húmeda se recupera perfectamente el brillo característico de la superficie pulida, en caso de derramar cualquier tipo de líquido sobre el pavimento se recomienda actuar con diligencia.

En el caso de la limpieza de suciedad en general, es recomendable aspirar o barrer la superficie y posteriormente fregar con una disolución de lavado, utilizando un limpiador neutro en la dosis de uso recomendada por el fabricante.

Porcelanosa Grupo posee una serie de limpiadores (neutros, básicos...), para consultar dichos limpiadores puede acceder a su página [www.butech.es](http://www.butech.es).

En zonas donde el pavimento pudiera estar más sucio (cocinas, etc....) al agua puede agregarse un detergente para suelo con lejía o amoníaco (en estos casos recomendamos dar siempre al final una última pasada de agua)

### LIMPIEZA DE ACEITES Y GRASAS:

Hoy en día se comercializan diversos productos especiales para la limpieza de restos de grasas y aceites, como son los detergentes alcalinos o desengrasantes (quita-grasas). Si son restos ligeros, mediante el empleo de una disolución amoniacal pueden eliminarlos con facilidad. En cambio, si los restos son persistentes se debe recurrir a productos de limpieza adecuados. En el mercado existe una amplia gama de limpiadores o "friega-suelos" con una formulación determinada para eliminar este tipo de suciedad. También se pueden utilizar productos desengrasantes comerciales, los cuales tienen un mayor poder de limpieza.

### LIMPIEZA DE MANCHAS ESPECÍFICAS

Ocasionalmente, en la superficie de los recubrimientos pueden existir restos diversos, al derramarse o entrar en contacto con determinadas sustancias (café, pinturas...). Algunos productos pueden no ser eliminados mediante las operaciones usuales de limpieza y debe recurrirse a procedimientos específicos, en función de su naturaleza. Es muy importante el tiempo que permanece la sustancia sobre la superficie de la baldosa, por lo que es recomendable limpiar la zona lo antes posible; de este modo evitará que se seque y se limpiará con mayor facilidad.

## CONSEJOS DE LIMPIEZA / CLEANING TIPS

### 1.-CLEANING OFF CEMENT REMNANTS

After laying the tiles, the surface may contain remnants of cement as a film or small splashes that affect the appearance of the tile. If these are not removed, they can seriously affect the final appearance of the product.

Before carrying out the final cleaning process to remove any cement remnants, it is necessary to wait for between 24 and 48 hours so that the grouting material can dry fully. On polished porcelain tiles, once the material has been grouted it must be cleaned using a wet sponge before the grouting material has hardened. While laying and afterwards, the flooring must be protected while other work is underway using any type of method available, (cardboard, sawdust, etc.).

Commercial cement removing products are available which are acid solutions, and are mainly used for removing cement splashes. In this case it is important to take into account:

- The characteristics of the tiles and the manufacturer's recommendations.
- Not to use metallic brushes or scrapers.

The cement removers are used diluted in water, and must be applied according to the manufacturer's instructions, paying close attention to the instructions for safe use (such as wearing gloves and ensuring that the area is correctly ventilated) Before applying the product, it should be tested on a small section of tile in an area that is not overly visible, or on a tile that has not been laid. Leave it to act for a suitable period of time, and check that it has not damaged the surface of the tile.

Avoid using concentrates that contain abrasive particles or hydrochloric acid, as these may contain traces of hydrofluoric acid which can react with any type of ceramic material, and seriously affect its surface appearance.

\*\*\*Hydrochloric acid vapour can attack metals that are close to the point where it is applied \*\*\*

### 2.- DAILY CLEANING AND MAINTENANCE:

Once building work is complete, any remnants of foreign materials must be removed as quickly as possible. If any products that can cause stains are spilt on the floor, they must be removed before they dry, as otherwise they will be difficult to eliminate at a later stage. A normal detergent diluted in clean water should be used for daily cleaning. Ceramic wall and floor tiles are made to guarantee a long useful working life.

The following recommendations for their care and use should be applied:

- Clean regularly.

- Keep the atmosphere free from abrasive dirt particles by using carpets or rugs.

- Protect any elements that may be dragged over the ceramic tiles.

- Avoid heavy weights or dropping pointed objects.

- Do not apply waxes or oils to the tiles, as the low porosity of the tiles means they cannot be absorbed correctly, and may lead to the tiles having a cloudy appearance when seen from certain angles.

- Industrial mats must be installed at the entrance to public spaces, especially if the entrance leads directly from the street. This will prevent the surface from becoming slippery, and protect polished surfaces for a longer period of time.

### CLEANING LARGE SURFACES:

For large surfaces with NATURE finish (light polished colours are not recommended for large surfaces), industrial cleaning machines with hot water should be used. Do not use oily or coloured waxes or soaps, as these can affect the material's non-slip qualities, and cause a cloudy film to appear on polished tiles. Follow the manufacturer's instructions for using detergents with these types of machines.

### CLEANING DIRT AND DUST IN GENERAL:

When cleaning dust or any remnants of dirt from the water used to clean the surface of the tiles, a dry mop should be used without any waxy products, as these can affect the appearance of the ceramic material. With polished porcelain tiles, special attention must be paid to light and plain colours, as the polishing process slightly affects their porosity in comparison to natural porcelain tiles. Cleaning them daily with a slightly damp mop will perfectly recover the characteristic shine of the polished surface. Special care should be taken if any liquid is spilled on the surface.

When generally cleaning dirt from the surface, it should first be vacuumed or swept and then mopped with a neutral cleaner, diluted according to the manufacturer's instructions. Porcelanosa Grupo offers a series of cleaning products (neutral, basic, etc.), shown on its website [www.butech.es](http://www.butech.es).

In areas where the flooring may be dirtier (such as kitchens), detergent for floors containing bleach or ammonia can be used. In these cases, the floor should be rinsed with water afterwards.

### CLEANING OIL AND GREASE:

A number of special products are available for removing traces of oil and grease, such as alkaline detergents or grease removers. Minor stains can be removed easily with an ammonia solution. However, appropriate cleaning products must be used for more persistent stains. A wide range of specialised floor cleaners are available for this kind of purpose. Commercial grease removers can also be used, which have more powerful cleaning properties.

### CLEANING SPECIFIC TYPES OF STAINS


On occasions, the surface of floor and wall coverings can be stained by coming into contact with specific substances such as coffee or paint. Some products cannot be removed using normal cleaning methods, and specific processes must be used depending on the type of stain. The amount of time the substance has been in contact with the surface of the tile is a very important factor, meaning it must be cleaned as soon as possible, preventing it from drying and allowing it to be cleaned more easily.













## USO DE PAPEL ECO-RESPONSABLE.

Este catálogo está realizado con un 60% de fibras recicladas y de un 40% de fibras vírgenes que disponen de la misma certificación. Gracias a ello, el impacto medioambiental se ha reducido en:

This catalog is produced from 60% certified recycled fibre and 40% certified virgin fibre, ensuring a reduced impact on the environment, such as:

Ce catalogue est fabriqué avec 60% de fibres recyclées et de 40% de fibres vierges que disposent la même certification. Grâce à cela, l'impact environnemental a été réduit dans:

<b>3.063</b>	Kg de Basura.
<b>276</b>	Kg de CO <sub>2</sub> de gases efecto invernadero.
<b>2.764</b>	Km de viaje en un coche europeo estándar.
<b>66.336</b>	Litros de agua.
<b>6.611</b>	KWh de energía.
<b>4.975</b>	Kg de madera.



By Arjowiggins Graphic ECO CALCULATOR

Papel utilizado: Gama *Satimat Green* en 5.000 ejemplares.

Fuente: European BREF (datos sobre de fibra virgen).

Datos de la huella de carbone auditado por Carbon Neutral Company.

## CATÁLOGO GENERAL URBATEK 2013. ED. AGOSTO

Ceranco S.A. se reserva el derecho de modificar y/o suprimir ciertos modelos expuestos en este catálogo sin previo aviso. Los colores y acabados de las piezas pueden presentar ligeras diferencias respecto a los originales. Los ambientes que se muestran en este catálogo son sugerencias decorativas de carácter publicitario debiéndose utilizar en la instalación real las instrucciones de colocación editadas por Ceranco.

Los pesos, las dimensiones, las capacidades, los precios, los rendimientos, los colores y otros datos que figuren en los catálogos, prospectos, circulares, ilustraciones, listines de precios u otros documentos ilustrativos del vendedor, tienen carácter de indicaciones aproximativas.

Ceranco S.A. reserves the right to modify and/or discontinue certain models displayed in this catalogue. The colours and finishes of tiles shown in the catalogue may differ slightly from the originals. The settings shown in this catalogue are design proposals for advertising purposes. In real situations in which the tiles are laid, the installation instructions published by Ceranco should be followed.

It is agreed that weights, dimensions, capacities, prices, performances, colours and other data contained in catalogues, prospectus, circulars, illustrations, price-lists or other illustrative seller's documents, shall all constitute an approximate guide only.

Ceranco S.A. se réserve le droit de modifier et supprimer certes modèles exposés dans ce catalogue sans avertissement préalable. Les couleurs et finitions des pièces peuvent présenter légers différences par rapport aux originaux. Les ambiances montrées dans ce catalogue sont des suggestions décoratives de caractère publicitaire, en devant utiliser les instructions de pose recommandées par Ceranco pour son installation réelle.

Les poids, les dimensions, les capacités, les prix, les rendements, les couleurs et autres renseignements contenues dans les catalogues, brochures, bulletins, des illustrations, liste de prix et d'autres documents illustratifs du vendeur, ils ont caractère d'indications approximatives.

© 2012 CERANCO S.A.

Ctra. N-340 Km 56,2

CP 12540 Vila-real, Castellón, ESPAÑA

Tel. (+34) 964 52 52 00 Fax. (+34) 964 52 79 00

info@urbatek.com [www.urbatek.com](http://www.urbatek.com)

**CERANCO. S.A.**

Ctra. N-340 Km 56,2

CP 12540 Vila-real, Castellón, ESPAÑA

Tel. (+34) 964 52 52 00 Fax. (+34) 964 52 79 00

[www.urbatek.com](http://www.urbatek.com)

